

**Jhal Magsi District Education Plan
(2016-17 to 2021-22)**

Table of Contents

<u>LIST OF ACRONYMS.....</u>	<u>1</u>
<u>LIST OF FIGURES.....</u>	<u>3</u>
<u>LIST OF TABLES</u>	<u>4</u>
<u>1 INTRODUCTION.....</u>	<u>5</u>
<u>2 METHODOLOGY & IMPLEMENTATION</u>	<u>7</u>
2.1 METHODOLOGY	7
2.1.1 DESK RESEARCH	7
2.1.2 CONSULTATIONS	7
2.1.3 STAKEHOLDERS INVOLVEMENT.....	7
2.2 PROCESS FOR DEPs DEVELOPMENT:.....	8
2.2.1 SECTOR ANALYSIS:.....	8
2.2.2 IDENTIFICATION AND PRIORITIZATION OF STRATEGIES:.....	9
2.2.3 FINALIZATION OF DISTRICT PLANS:	9
<u>3 JHAL MAGSI DISTRICT PROFILE.....</u>	<u>10</u>
3.1 POPULATION	11
3.2 ECONOMIC ENDOWMENTS.....	12
3.3 POVERTY & CHILD LABOR:	12
3.4 STATE OF EDUCATION	13
<u>4 ACCESS & EQUITY</u>	<u>15</u>
4.1 EQUITY AND INCLUSIVENESS	21
4.2 IMPORTANT FACTORS	21
4.2.1 SCHOOL AVAILABILITY AND UTILIZATION.....	22
4.2.2 MISSING FACILITIES AND SCHOOL ENVIRONMENT	22
4.2.3 POVERTY.....	23
4.2.4 COMMUNITY INVOLVEMENT AND PARENT’S ILLITERACY	23
4.2.5 ALTERNATE LEARNING PATH	23
4.3 OBJECTIVES AND STRATEGIES.....	25
<u>5 DISASTER RISK REDUCTION.....</u>	<u>29</u>
5.1 OBJECTIVES AND STRATEGIES.....	30
<u>6 QUALITY AND RELEVANCE OF EDUCATION</u>	<u>31</u>
6.1 SITUATION	31

6.2	DISTRICT LIMITATIONS AND STRENGTHS	32
6.3	OVERARCHING FACTORS FOR POOR EDUCATION.....	34
6.4	DISTRICT RELATED FACTORS OF POOR QUALITY	34
6.4.1	OWNERSHIP OF QUALITY IN EDUCATION	35
6.4.2	CAPACITY OF FIELD TEAMS.....	35
6.4.3	ACCOUNTABILITY MODEL OF HEAD TEACHERS.....	35
6.4.4	NO DATA COMPILATION AND FEEDBACK	35
6.4.5	CURRICULUM IMPLEMENTATION AND FEEDBACK	35
6.4.6	TEXTBOOKS DISTRIBUTION AND FEEDBACK	36
6.4.7	PROFESSIONAL DEVELOPMENT	36
6.4.8	TEACHERS AVAILABILITY	36
6.4.9	ASSESSMENTS.....	37
6.4.10	EARLY CHILDHOOD EDUCATION (ECE)	37
6.4.11	AVAILABILITY AND USE OF LIBRARIES & LABORATORIES.....	37
6.4.12	SCHOOL ENVIRONMENT	38
6.5	OBJECTIVES AND STRATEGIES.....	39
7	<u>GOVERNANCE AND MANAGEMENT</u>	<u>48</u>
7.1	SITUATION	48
7.1.1	GENERAL STRUCTURE.....	50
7.2	DISTRICT MANDATE	51
7.2.1	KEY PROBLEMS	51
7.3	FINANCIAL SITUATION.....	53
7.3.1	FINANCIAL MANAGEMENT	57
7.3.2	PRIVATE SECTOR REGULATION.....	57
7.3.3	MULTIPLE SUPERVISORY BODIES	58
7.4	SCHOOL MANAGEMENT ISSUES.....	58
7.5	OBJECTIVES AND STRATEGIES.....	60
	ANNEX 1.1: ACCESS AND EQUITY.....	1
	ANNEX 1.2.1 INCLUSIVE EDUCATION	6
	ANNEX 1.2.1: EARLY CHILDHOOD EDUCATION	24
	ANNEX 2.1.2: DISASTER RISK REDUCTION (DRR)	48
	ANNEX 2.3: GOVERNANCE AND MANAGEMENT	67

List of Acronyms

ADEO	Assistant District Education Officer
ALP	Alternate Learning Path
ASER	Annual Status of Education Report
B.Ed.	Bachelor of Education
BBISE	Balochistan Board of Intermediate and Secondary Education
BEF	Balochistan Education Foundation
BEMIS	Balochistan Education Management Information System
BISE	Board of Intermediate and Secondary Education
BOC	Bureau of Curriculum
BTBB	Balochistan Textbook Board
CPD	Continuous Professional Development
DEO	District Education Officer
DOS	Directorate of Schools
DRR	Disaster Risk Reduction
ECE	Early Childhood Education
EMIS	Education Management Information System
GCE	Government Colleges of Elementary Education
GER	Gross Enrolment Rate
GIS	Geographic Information System
GPI	Gender Parity Index
HEC	Higher Education Commission

ICT	Information Commination Technology
LC	Learning Coordinator
NEF	National Education Foundation
NER	Net Enrolment Rate
NGO	Non-Government Organization
NTS	National Testing Service
OOSC	Out Of School Children
PITE	Provincial Institute of Teacher
PSLM	Pakistan Social and Living Standards Measurement
PTSMC	Parents Teachers School Management Committee
UC	Union Council

List of Figures

Figure 3.1: District Map	10
Figure 4.1: NERs Primary, Middle & Secondary Levels (Public Schools)	15
Figure 4.2: GPI at Primary, Middle & Secondary Levels (Public Schools)	16
Figure 4.3: Level Wise OOSC Percentage.....	17
Figure 4.4: Level & Gender Wise Out of School Percentage	18
Figure 4.5: Survival Rate 2013-14	19
Figure 4.6: Transition Rates	20
Figure 5.1: Disaster Hazards	29
Figure 6.1: Bloom's Taxonomy (Revised – 1990).....	31
Figure 6.2: Bloom's Taxonomy (1956)	Error! Bookmark not defined.
Figure 7.1: Functional Tiers of the Directorate.....	Error! Bookmark not defined.
Figure 7.2: 5 years Total Recurrent Budget Trend.....	53
Figure 7.3: Increases in Budgets 2011-12 to 2014-15	53
Figure 7.4: Percentage Increase in Salaries	54
Figure 7.5: Budget Share for 2014-15.....	55
Figure 7.6: 4 Years High Schools Non Salary Budget Trend	55
Figure 7.7: Total Per Child Cost 2014-15	56
Figure 7.8: Level Wise Per Child Expenditure	56
Figure 7.9: Learning Outcomes Class 5 (ASER 2014)	57

List of Tables

Table 1.1: Indicators Framework	5
Table 3.1 : Tehils of District Jhal Magsi.....	11
Table 3.2: District Population	12
Table 3.3: Public Sector Schools	13
Table 3.4: Literacy Rates in the District	13
Table 4.1: NER Public Schools	15
Table 4.2: GPI (NER) at Primary, Middle and Secondary Levels (Public Schools).....	16
Table 4.3: Out of School Children Estimates	17
Table 4.4: Survival Rate 2013-14	20
Table 4.5: Transition Rates	20
Table 4.6: School Availability	22
Table 4.7: Teacher Student Ratio.....	22
Table 4.8: Availability of Facilities in Schools.....	22
Table 5.1: Emergency Response Machinery and Equipment	Error! Bookmark not defined.
Table 6.1: Learning Outcomes - ASER 2014 Findings.....	32
Table 6.2: District, Provincial & Federal Mandates in Education Quality.....	33
Table 7.1: District Education Group Composition	48
Table 7.2: District Education Authority Composition	49

1 Introduction

Jhal Magsi district education sector plan flows from the provincial Balochistan Education Sector Plan (BESP). Many of the strategies in the document derive from the BESP but have been adjusted according to the needs of the district and its position, and limitations, in the governance structure. The aspects of access, equity, quality and governance and management have all been covered.

It appears that district options get most limited in case of quality as most quality related supply institutions are at the provincial level. However, the sector plan emphasizes the need for the district to get more involved, and proactive, approach. Also they need to take more responsibility for quality of the teaching and learning process.

Jhal Magsi district faces a number of education related challenges in terms of access and quality both. Article 25A of the Constitution of the Islamic Republic of Pakistan has been made the basis of the targets faced by the district. BESP also used the same framework for the provincial indicators. The Article stipulates free and compulsory education for children between ages 5 to 16 as a fundamental right. The Constitution allows each province to prepare its own law for implementation. Government of Balochistan has already passed 'Balochistan Free and Compulsory Education Act 2014'. This Act makes the government responsible for bearing all the education-related costs inclusive of stationery, schoolbags, school meals and transport for the children falling in the aforementioned age group. This bill further stipulates that free and compulsory education is imparted to every child regardless of sex, nationality, race or disability in a neighborhood school.

Table 1.1: Indicators Framework

Indicator	Current (%)	Target
NER Primary	63	≈ 100
NER Middle	21	≈ 100
NER Secondary	5	≈ 100
Survival Rate Primary	45	≈ 100
Survival Rate Middle	79	≈ 100
Survival Rate Secondary	91	≈ 100
Transition Rate Katchi to Primary	83	≈ 100
Transition Rate Primary to Middle	41	≈ 100
Transition Rate Middle to Secondary	90	≈ 100

Table 1.1 shows the set of indicators for Article 25 A, or more directly, the 'Compulsory Education Act 2014. These cover a wide array. It can be seen that the results cannot be achieved

with a focus on access alone. Quality of education will need to be improved to ensure better survival rates and also increased effort is required in quality early childhood education.

BESP has already indicated this and a provincial policy on ECE has been made. These need to be implemented.

As seen in Table 1.1, above, the required targets for all indicators are 100. The present set of indicators is far below, especially, the NER for secondary. To achieve an NER of 100 for secondary improvements will need to be made right from the beginning of the education cycle. Unless transition and survival rates improve in earlier grades the situation at secondary level will not shift.

The Jhal Magsi District Education Sector Plan is cognizant of the horizontal and vertical relationships across the various strategies. Where required, these linkages have been mentioned in the sector plan. In addition to the chapter on methodology and implementation, which follows this one, access and equity, quality and governance and management have been covered.

Each chapter discusses the situation and the problem and is followed by a set of objectives and strategies for improvement.

2 Methodology & Implementation

The exercise was drawn on experience gained in the past through the preparation of district EFA plans, as well as Early Childhood Education (ECE) Provincial Plans. Additionally information was gleaned from other sources and a widespread consultative process was launched in each district.

2.1 Methodology

Methodology adopted for development of district education sector plans was a blend of desk research and field consultations with relevant stakeholders and key informants.

2.1.1 Desk Research

Desk review involved consulting the BESP, Provincial Education Sector Analysis, District EFA Plans, ECE Policy, District ECE Plans, BEMIS, District budgets (3 to 5 years), population projections, Economic Survey and ASER reports and any other relevant study.

2.1.2 Consultations

It involved qualitative interviews with district officials and relevant stakeholders. The questionnaire for qualitative in-depth interviews were developed on the issues around economic endowments of the districts, linguistic issues, rural and urban divide, gender issues and qualitative issues in education, specific to the district. The consultations helped develop district level priorities. Education providers from private sector and senior educationists in the district were also consulted.

2.1.3 Stakeholders Involvement

Stakeholders involved throughout the processes for development of district plans to gain their commitment. District Education Authorities/Managers, school level personnel, community, district administration, political leadership, PPIU, DOS, CSOs working at district level and other relevant stakeholders regularly involved through consultations. The support from these stakeholders was very crucial for the success of this exercise. Specifically there were initial meetings with district education officials to explain the concept and process, sharing of identified strategies and targets with DOS, PPIU and also districts and divisional officers for their feedback after the prioritization of strategies and target areas and finally before finalization of district plans, the initial drafts will be shared with relevant stakeholders.

2.2 Process for DEPs Development:

A three step process was followed for the development of district plans. At the first step sector analysis was conducted followed by identification and prioritization of strategies (picked from within BESP) for the districts. District plans were developed using these strategies.



2.2.1 Sector Analysis:

Education sector analysis was conducted for each district. Following set of indicators related to access and quality were proposed for sector analysis.

Access
Out of school children
School Availability Gap
Net Intake Rate (Primary)
Net Enrolment Rate Gap
GPI (GER) & GPI (NER)
Quality
Teachers
Students Teachers Ratio (Male & Female at School Level)
Survival and Completion Rate
Textbook Dissemination and Feedback
Assessment / Learning Outcomes

Non salary financial allocations, school environment, poverty and opportunity costs was also used as indicators, apart from the indicators in the above table.

District profiles were developed at the outset covering districts specific contexts related to socio-economic and ethno linguistic issues, demographics, sources of income. Year, gender and age wise population projections were made. Budgetary allocations to Primary, Middle, High, Higher Secondary schools and Elementary Colleges were analyzed for past 5 years. Education performance was analyzed in terms of access, quality of learning, governance and management and equity to determine the internal efficiency of education system performance of each district. Data analysis were also part of this exercise to see the trends in key education indicators as mentioned in the

above table. Information from Elementary Colleges was also gathered and analyzed. Gender gaps were also analyzed in the process. Gender gaps were also analyzed in the process. Information gaps, if identified during the sector analysis, entailed development of strategy for filling these gaps. Estimates were used for sector analysis where there is any information gap and data cannot be obtained.

2.2.2 Identification and Prioritization of Strategies:

Key strategies were identified based on the sector analysis of the districts. Strategies were not devised ab initio rather, as already mentioned, these were taken from the Balochistan Education Sector Plan. The broad priorities, strategies identified in BESP were translated in terms of district level strategies and targets for quality, access, governance and management and equity as applicable, based on the sector analysis results.

2.2.3 Finalization of District Plans:

Based on the identification and prioritization of strategies detailed action plans (Result Matrix and Implementation Matrix) for the districts were developed with each plan spread over five years. The district plans included specific actions for each prioritized area and target, indicators for implementation and monitoring, a steering and management structure at district level along with reporting mechanism for both the district and provincial levels. Costing of the district plans will be carried out using the population projections of the respective districts and financial model of the Balochistan Education Sector Plan.

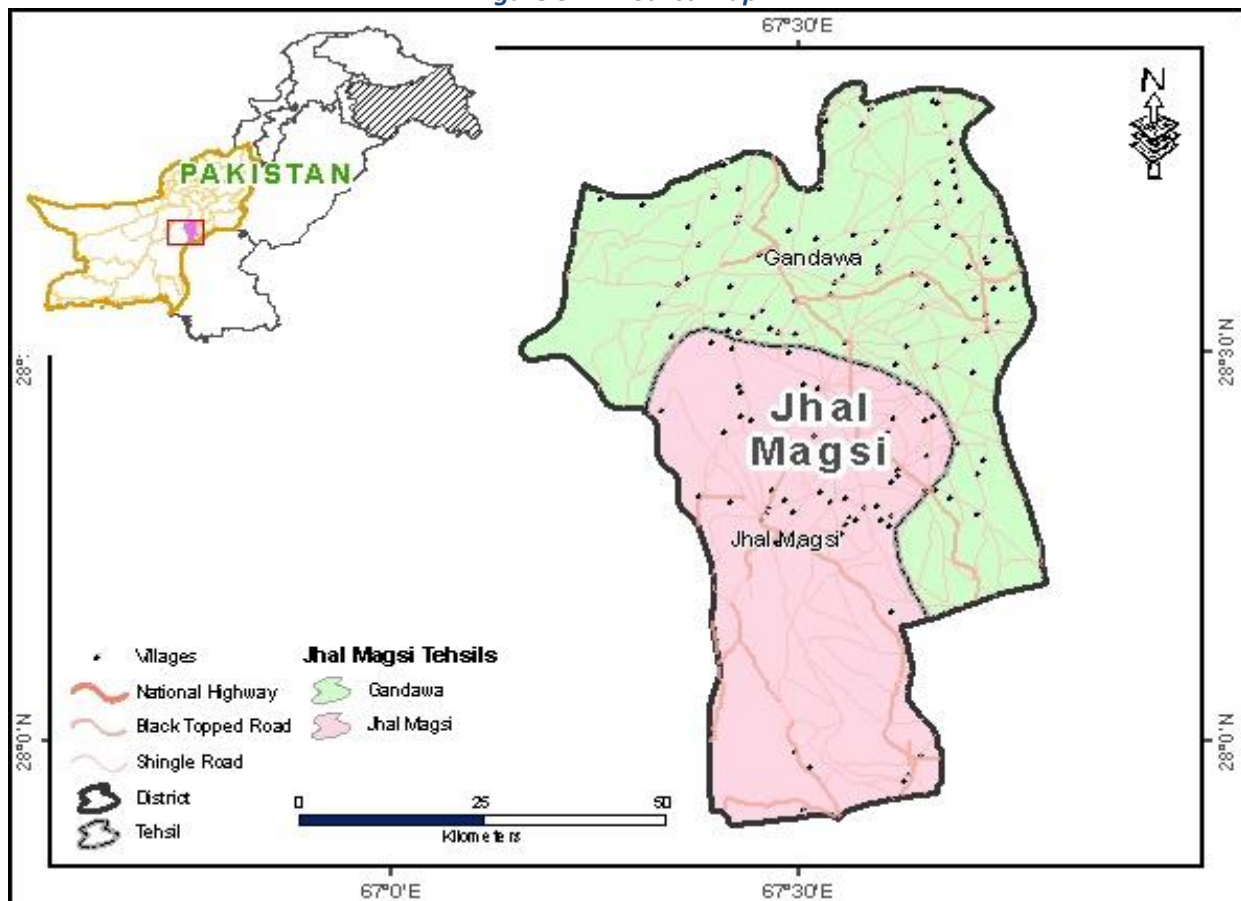
3 Jhal Magsi District Profile

Jhall Magsi was granted the district status on 16 February; 1992. The name originates from Magsi tribe, which is the most prominent tribe in the district. Jhall Magsi is also the name of an important town in the district. The districts' headquarters are at Gandawah town.

The district is located in the north of the Quetta City, the provincial capital of Balochistan, sharing its boundaries in the south with Sindh Province. Nasirabad and Jaffarabad Districts are on the east and Bolan District is in the north. District khuzdar is in the west of the district. The district has vast plains with mountainous ranges in the west. During colonial period, it became *Tehsil* headquarters (*Niabat*). After independence and declaration of "One Unit", Gandawah was one of the *Tehsil* headquarters of Kalat District and Kalat division. In 1965, when Bolan was notified as a separate district, Gandawah became part of the new district. Its status was raised to sub-division in 1971.

Majority of the population in the district is Muslims. Major Baloch and Jamoot tribes in the district are Magsi, Rind and Hathyari. Hindus and Sikh are in minority. The living patterns of locals are similar irrespective of ethnic backgrounds. Major languages spoken in the area are Sindhi, Balochi and Saraiki.

Figure 3.1: District Map



Administratively the district has been divided into two tehsils of Jhal Magsi and Gandawa. The two tehsils are further divided into 13 union councils respectively.

Table 3.1 : Tehils and UCs of District Jhal Magsi

Tehsils and Union Councils of District Jhal Magsi		
Tehsils	JHAL MAGSI	GANDAWA
Union Councils	KHARI	BARIJA
	PATRI	SAIFABAD
	MIR PUR	KOT MAGSI
	Jhal Magsi	AKBAR ABAD
	SAFRANI	HATHYARI
	PANJUK	MAT SINDHUR
		M/C Gandawah

3.1 Population

According to the 1998 census the total population of the district was 110,000 which included 58,745 Males (53%) and 51,255 Females (47%). With the annual growth rate of 2.86% the projected population of the district in 2015 is estimated around 177,657 in which males would be around 94,878 (53%) and females about 82,780 (47%). The average household size was 6.8 persons per household according to the 1998 Censuses. Population density unlike other districts in Balochistan is relatively low in the district. In 1998, approximately 30 people resided per square kilometer area, whereas in 2010 it raised to 43 persons per square kilometer which means 13 persons increased per square kilometer in these 12 years. The most plausible explanation for this low population density is the total area of the district (3,078 square kilometer), which is big when compared to other districts.

Table 3.2: District Population

Population						
	1998	2005	2010	2014	2015	2020
Total Population	110,000	134,004	154,295	172,718	177,657	204,558
Male	58,745	71,565	82,401	92,240	94,878	109,244
Female	51,255	62,439	71,894	80,478	82,780	95,314

Source: PSDP 2011-12. P&D Department, Government of Balochistan (based on Provincial Census 1998).

3.2 Economic Endowments

Fruit production is very important and dominant in District Jhal Magsi , according to District Development Profile 2011. Mango,citrus and guava are the leading fruits of District Jhal Magsi. Major Rabi crop was wheat followed by mustard sharing 88% and 11% of the total Rabi crop area respectively. Major Kharif crop was sorghum followed by guar seed sharing 29% and 26% of the total Kharif crops in Jhal Magsi District. District Jhal Magsi has enormous potential in livestock sector also, which provides livelihood to many poor families. Mostly the nomadic population depends on livestock, which resides in the northern part of the district. Traditionally, the whole families are involved in the livestock sector, especially women and children are engaged in supervision and management of livestock activities such as grazing, watering, feeding, cleaning the abodes and curing of livestock by traditional methods; however, children's involvement affects their schooling.

3.3 Poverty & Child Labor:

The people of Jhall Magsi depend on agriculture for their livelihood. On one hand, the economy of the district is weak and on the other hand, the size of the family is large. Therefore, the help of the children is considered fruitful. Children of different ages would provide help, but with the passage of time child labour is believed to be decreasing. The situation is changing due to a variety of factors, of which education is the most important. Parents prefer to send their children to school. Whenever the children are free, they give a helping hand, e.g. by fetching water, collecting firewood or bringing meals for their fathers/elders to the fields. Very few children are involved in brick making or tailoring. Girls help their mothers in household activities like cooking meals and cleaning the house. They also help bringing in additional income by their embroidery on dresses and caps.

3.4 State of Education

State of Education in district Jhal Magsi is better in comparison with other districts but cannot be rated as good. Access indicators of the district keep it relatively higher in order as compared to other districts in Balochistan but the quality indicators are weak. The district suffers from multiple issues in the backdrop of poverty and cultural constraints.

The education sector in the district comprises of public and private schools with varying quality. A total of 283 schools are operated by the public sector which comprise of primary, middle, high and high secondary schools. Ninety percent of these schools are in rural areas and 10% in urban areas. Rural urban breakdown of the public sector schools on the basis of level of education and gender is shown in the table.

Table 3.3: Public Sector Schools

Public Sector Schools									
	Urban			Rural			Total		
	Boys	Girls	Total	Boys	Girls	Total	Boys	Girls	Total
Primary	10	7	17	151	67	218	161	74	235
Middle	2	4	6	17	8	25	19	12	31
High	3	2	5	9	2	11	12	4	16
H/Sec	1	0	1	0	0	0	1	0	1
Total	16	13	29	177	77	254	193	90	283

Source: BEMIS

PSLM data shows a high literacy rate in Jhal Magsi as compared to other districts, Literacy rate with 34% in 15+ population and 39% in 10+ populations. When as female literacy with 11% literacy rate of 15+ population and 16% in 10+ population.

Table 3.4: Literacy Rates in the District

Literacy Rates (%)						
	10+			15+		
	Male	Female	Total	Male	Female	Total
2005	30	6	20	28	4	17
2007	53	11	35	50	7	30
2009	35	7	23	25	3	15
2011	56	12	36	46	5	27
2013	58	16	39	55	11	34

Access and quality of education in the district is much better against the situation in other districts of the province. However issues in school availability, enrolment gaps in existing schools and missing facilities like water and toilets adversely affects the enrolment and retention. School availability bottleneck that appears at the primary to middle and secondary to higher secondary level further hampers the access situation. Teaching learning quality is a key concern in Jhal Magsi district. Annual Status of Education Report 2015 shows poor learning outcomes of the students which leads to the low survival and transition rates. Access and quality of education are discussed in detail in the sections 4 and 5 of the sector plan.

4 Access & Equity

Enrolment

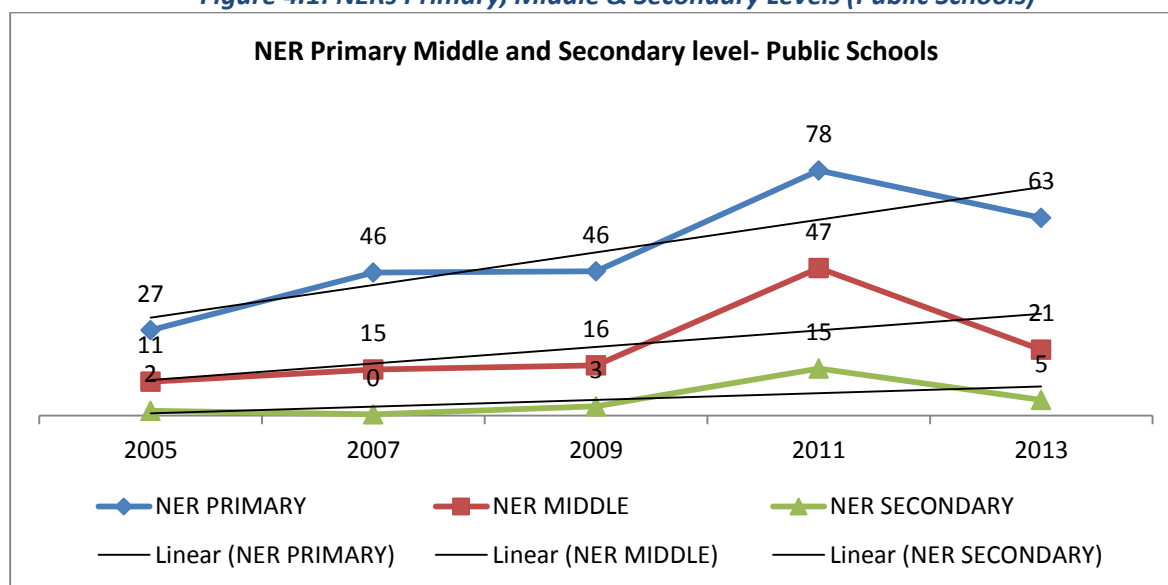
In 2013, NER at primary level was recorded at 63% but it gradually decreased with the increase in the education level as at middle and secondary level, it was 21% and 5% respectively (Table 4.1). Based on the data tabulated (Table 4.1) and presented (Fig. 4.1) the net primary enrolment rate increased 131 percentage points in the past five years. The NER for middle education increased 94 percentage points while NER of secondary education increased 214%. The NER of primary and middle levels have, though, increased but are still far behind the target of 100% while the NER secondary level have shown significant improvement in past 5 years. The government will need to make drastic changes to improve the rate of increase of NER at all levels.

Table 4.1: NER Public Schools

NER (%) of Primary, Middle and Secondary Education (Public Schools)			
	Primary (6-10)	Middle (11-13)	Secondary (14-15)
2004-05	27	11	2
2006-07	46	15	0
2008-09	46	16	3
2010-11	78	47	15
2012-13	63	21	5

Source: Various PSLMs

Figure 4.1: NERs Primary, Middle & Secondary Levels (Public Schools)



Source: Various PSLMs

However the NER increase cannot be ensured through access based interventions only. Qualitative improvements, as seen in the following chapter, will also need to be introduced.

Gender Gap in NERs

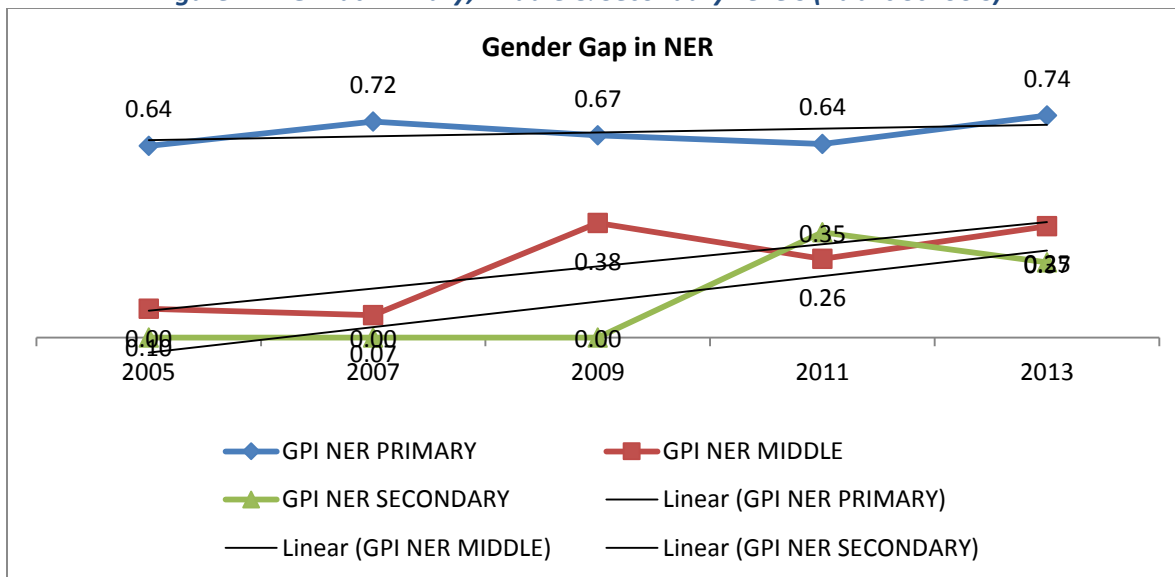
The gender gaps in NER are assessed through calculating Gender Parity Index (GPI). At primary, Middle and secondary levels, since 2005, GPI is in favor of males, which reflects a serious gaps as far as this indicator is concerned.

Table 4.2: GPI (NER) at Primary, Middle and Secondary Levels (Public Schools)

GPI (NER) at Primary, Middle and Secondary Education Levels (Public Schools)			
	Primary (6-10)	Middle (11-13)	Secondary (14-15)
2004-05	0.64	0.10	0.00
2006-07	0.72	0.07	0.00
2008-09	0.67	0.38	0.00
2010-11	0.64	0.26	0.35
2012-13	0.74	0.37	0.25

Source: Various PSLM

Figure 4.2: GPI at Primary, Middle & Secondary Levels (Public Schools)



Source: Various PSLM

Out of School Children

The absence of population census since 1998, non-availability of data on age cohorts and growth trends and the inability to factor in the private sector adequately makes it difficult to determine the number of out of school children. For the sector plan the number of out of school children has been calculated on the basis of NER with a 10 percent error margin introduced.

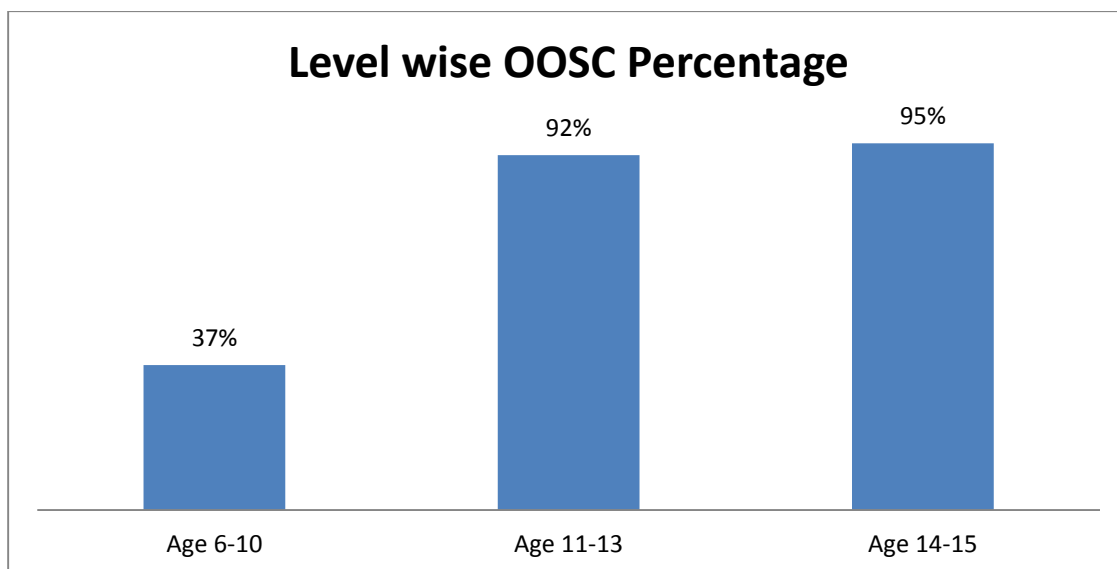
According to the estimates there are approximately 30,251 number of out of school children of age 6 to 15 in the district. This constitutes 60% of the total 50,373 children of school going age (6-15).

Table 4.3: Out of School Children Estimates

Out of School Children Estimates				
	Age 6-10	Age 11-13	Age 14-15	Total
Total Pop	29909	11028	9436	50373
Enrolment	18712	914	496	20122
<i>In Public Schools</i>	15724	914	496	17134
<i>In private Schools</i>	781			781
<i>In Community Schools</i>	1572			1572
<i>In Madarssa</i>	635			635
Out of School	11197	10114	8940	30251
OOSC%	37%	92%	95%	60%

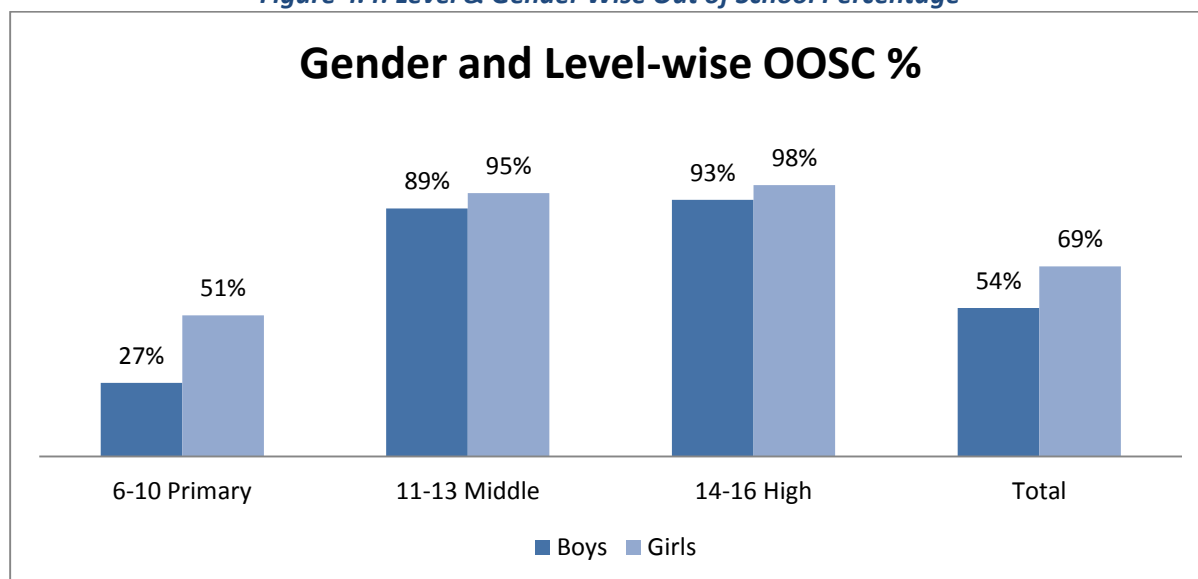
Source: P&D Population projections and BEMIS 2013-14

Figure 4.3: Level Wise OOSC Percentage



Level wise 37% of the primary school going age children are out of school. The percentage of out of school children increases at the middle and secondary school level where 92% and 95% are out of school respectively.

Figure 4.4: Level & Gender Wise Out of School Percentage



Source: BEMIS 2013-14

Gender wise 54% boys and 69% girls of 6-16 age group are out of school. The figure above shows the out of school children level and gender wise. Around 27% boys and 51% girls of age 6 to 10 are out of school. The percentages increase beyond primary where 89% boys, 95% girls of age 11-13 and 93% boys and 98% girls of age 14-16 are out of school.

The data reveals that more males complete primary but by middle and secondary classes the percentages begin to converge. It, again, shows an overall failure.

The out of school children not only include children who never enrolled but also those who drop out of school. Jhal Magsi also faces the issue of dropouts at primary and middle level. The survival rate over the last two years has been around 45% at primary level and 68% to 79% at middle level while it is around 93% to 98% at secondary level. Survival rate of girls in 2013-14 is around 40% at primary level whereas it is 49% for boys at primary level. The gap between boys and girls, regarding survival rate in 2013-14, is not vast at the middle and secondary level as it is at the primary level.

Figure 4.5: Survival Rate 2013-14

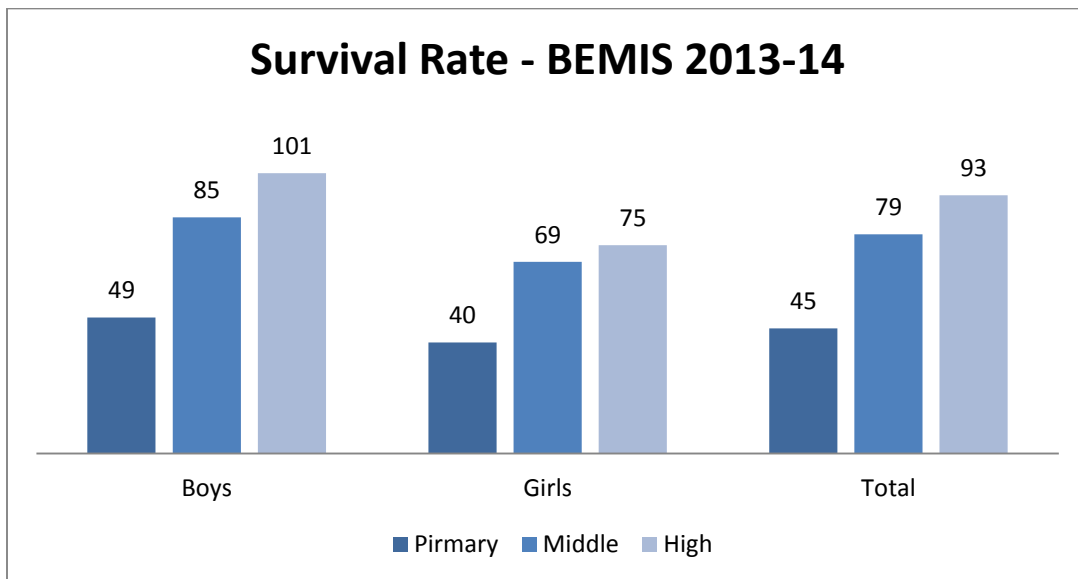


Table 4.4: Survival Rate 2013-14

Source: BEMIS 2013-14

Survival Rates									
	Boys			Girls			Total		
	Primary	Middle	Secondary	Primary	Middle	Secondary	Primary	Middle	Secondary
2009-10			99%			128%			103%
2010-11		91%	97%		105%	126%		94%	102%
2011-12		98%	104%		200%	112%		133%	106%
2012-13		73%	97%		54%	101%		68%	98%
2013-14	49%	85%	101%	40%	69%	75%	45%	79%	93%

The figure 4.6 below provides transition rates from Kachi to primary, primary to middle and middle to secondary. Transition rates of primary to middle and middle to secondary are very encouraging. However, transition rate from Kachi to primary is still far from the BESP target of 100%.

Figure 4.6: Transition Rates

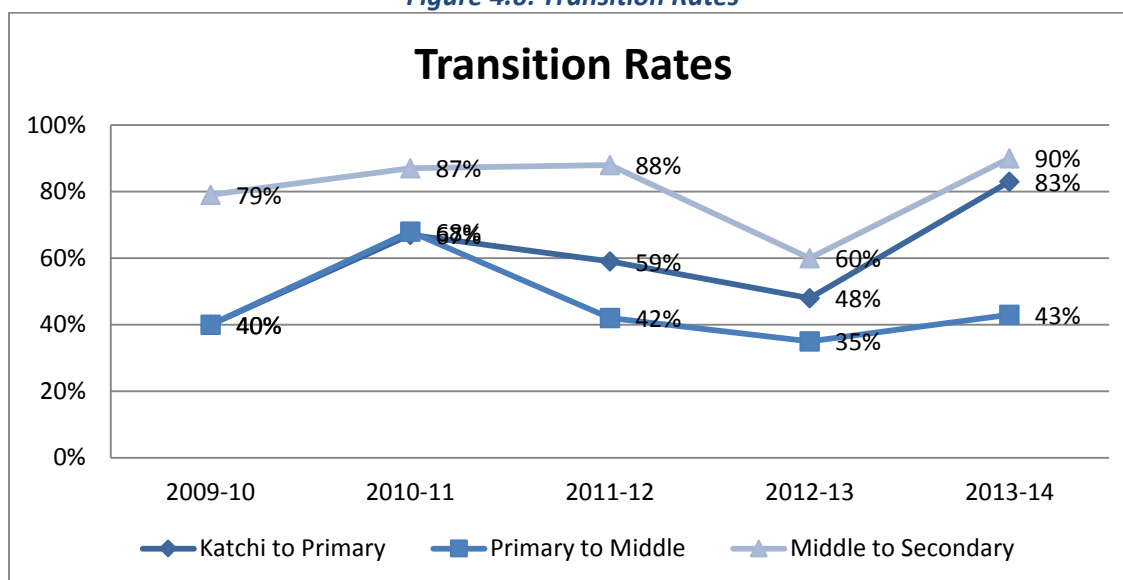


Table 4.5: Transition Rates

	Boys			Girls			Total		
	Katchi to Primary	Primary to Middle	Middle to Secondary	Katchi to Primary	Primary to Middle	Middle to Secondary	Katchi to Primary	Primary to Middle	Middle to Secondary

2009-10	32%	62%	83%	61%	24%	61%	40%	40%	79%
2010-11	65%	81%	86%	70%	46%	91%	67%	68%	87%
2011-12	35%	49%	87%	120%	33%	91%	59%	42%	88%
2012-13	43%	61%	87%	56%	17%	36%	48%	35%	60%
2013-14	93%	53%	90%	67%	29%	91%	83%	43%	90%

4.1 Equity and Inclusiveness

The Glossary of Education Reform lists out several perspectives of equity and inclusiveness; societal, socioeconomic, cultural, familial, staffing, and instructional. The sector plan use these perspectives to analyze equity and inclusiveness in the district. Societal and cultural equity and inclusiveness is linked to the existence of bias and prejudice free society that does not generate any discrimination on the basis of race, ethnicity, language, religion, gender and disabilities. As compared to other districts in Balochistan marginalization of women is less in Jhal Magsi. There are ethno linguistic differences which impact social cohesion. The district being the capital attracts people from other parts of Balochistan in great numbers. The likelihood of familial inequity must be high in the district because of high poverty incidence. Students belonging to unprivileged families having no literate/educated elders in the households or belonging to family units where incidence of violence is high, often remain unable to excel in studies. The district does not seem to suffer from staffing inequity as the schools are having around 1:47 teacher student ratios at primary level and which comes down to 1:8 STR at secondary level. However the poor quality of teaching learning process creates instructional and programmatic inequity and affects the student's performance. Instructional and programmatic equity is discussed in detail in the quality section of this plan.

There appears to be limited recognition of the need for the education managers to respond to these needs with reference to schools.

Inclusive education concepts remain imperative to improved educational outcomes but the need has so far not been fully recognized. However, the concepts which have only recently been recognized at the provincial level have not permeated the district education systems and cannot be seen in schools.

4.2 Important Factors

Apart from the existing quality of education and teaching learning process with in classroom there are some critical contributing factors to high number of out of school children and unsatisfactory transition rates. These factors are discussed below.

4.2.1 School Availability and Utilization

Unlike other parts of Balochistan, Jhal Magsi has relatively higher population density. As described earlier population density in district Jhal Magsi is 43 persons per square kilometer.

As opposed to 235 primary schools there are 31 middle and 16 secondary schools while there are only 2 higher secondary school in the district. Overall the ratio of primary to middle is 8:1, for boys it is 6:1 and for girls it is 9:1.

School Availability[1]					
	Primary	Middle	Secondary	Higher Secondary	Total
Boys	161	19	12	1	193
Girls	74	12	4	0	90
Total	235	31	16	1	283

Source: BEMIS

Table 4.6: School Availability

Low utilization of existing teacher strength and schools is another factor. The enrolment gaps continue to exist even in populations and settlements with accessible primary schools. The teacher student ratio vary across schools but overall average at middle and high schools is low in the district as depicted in the table below.

Table 4.7: Teacher Student Ratio

	Appointed Teacher - Student Ratio			Sanctioned Teacher - Student Ratio		
	Boys	Girls	Total	Boys	Girls	Total
Primary	45	52	47	40	44	42
Middle	8	13	9	6	7	6
High	8	11	8	4	3	3

Source: BEMIS 2013-14

With schools having less than 1:20 ratio, there is a potential to enroll more children in the existing infrastructure. The district authorities will need to launch enrolment drives and awareness campaign in areas where there are underutilized schools.

4.2.2 Missing Facilities and School Environment

Missing and bad conditions of essentially required facilities like water and toilets adversely affects the enrolment and retention. Table below shows the situation of facilities available in schools in the district.

Table 4.8: Availability of Facilities in Schools

Availability of Facilities in Schools												
	Boundary Wall			Water			Toilets			Electricity		
	Male	Female	Total	Male	Female	Total	Male	Female	Total	Male	Female	Total
Primary	0%	0%	0%	4%	7%	5%	7%	14%	9%	11%	0%	8%
Middle	0%	0%	0%	16%	17%	16%	63%	58%	61%	0%	0%	0%
High	0%	0%	0%	33%	25%	31%	83%	75%	81%	0%	0%	0%

Source: BEMIS 2013-14

83% female schools are without water, 86% are without toilets and almost 70% are without electricity. The situation is not good in boy's schools and even in schools beyond primary level. The non-availability of these basic amenities will need urgent attention from district authorities to generate demand and coordinate with the province for provision of missing facilities in all schools.

4.2.3 Poverty

Despite provision of free textbooks and abolition of school fee by Government of Balochistan, poverty continues to hamper the efforts of providing education to all children. The district has its share of poverty and often parents have to pull children out of school due to the increased opportunity costs and issues of low expectations. Moreover it appears that other expenses like transportation costs, uniform and stationary also creates hindrance for parents to send their children to school. The district authorities, within their limitations, will need to reduce these economic barriers to school entry and continuation.

4.2.4 Community Involvement and Parent's Illiteracy

Societal attitudes towards education is the most crucial factor and parent involvement and their perception of educational outcomes is a key for enhancing access to education. Parents' involvement is also a pathway through which schools enhance the achievement of underperforming students. Their illiteracy also impacts attitudes towards education of both boys and girls. Being the key stakeholders it is imperative to keep them involved in the process. Field visits to district Jhal Magsi shows that community involvement has been weak. Also there are cultural bounds on female education. The district authorities will need to take serious efforts to revive and make fully functional school level PTSMCs. PTSMCs will be the key to greater community involvement including community elders/notables and religious leaders.

4.2.5 Alternate Learning Path

The district does not have any direct role in targeting out of school children through non-formal education or alternate learning path to prepare out of school children for return to regular institutions on a fast track basis. The main intervention in the area are carried out by the

provincial Balochistan Education Foundation (BEF) and the federal National Education Foundation (NEF). The BEF supports community and private schools through a 'public private partnership' process.

At present BEF operates 21 number of schools in the district with the assistance of the private sector.

Article 25-A and subsequently the Balochistan Compulsory Education Act 2014 reveals provision of education to all children of age group 5-16. The objective is only possible to be achieved by initiating meaningful alternate learning pathways in the district but unfortunately the mandate of ALP presently lies with social welfare department. The district, therefore has no direct role in this area but the identification of out of school children in the district and a roadmap for targeting these children through alternate learning pathways or non-formal education will be helpful in streamlining the provincial and federal ALP programmes.

4.3 Objectives and Strategies

Following are the key objectives set out for district Jhal Magsi to improve the education access and equity. Within the limitations of the district, strategies have been identified for each objectives.

Objective: Provision of education opportunities to every settlement of the district

Target:

Establishment of 68 new primary schools as per government policy

Strategies:

- i. Develop a criterion for selection of site for opening of primary schools
- ii. Identify locations without primary schools through EFOs.
- iii. Prepare phase wise implementation plan in collaboration with education department
- iv. Recruit local teachers as per government policy by December every year starting from 2017.

Objective: Remove school availability gaps at primary to middle, middle to secondary and secondary to higher secondary level

Target:

Up-gradation of 22 primary schools to middle level

Strategies:

- i. Develop a criterion and prioritize selection of primary school for up-gradation
- ii. Prepare an up-gradation plan in consultation with DOS.
- iii. Implement the plan in phases by December every year starting from 2016.
- iv. Preparation of SNE and submit to DOS.
- v. Recruitment of Teachers by December every year starting from 2017.

Target:

Up-gradation of 2 middle schools to secondary level

Strategies:

- i. Develop a criterion and prioritize selection of middle school for up-gradation
- ii. Preparation an up-gradation plan in consultation with DOS.
- iii. Preparation of SNE and submit to DOS.
- iv. Recruitment of Teachers by December every year starting from 2017.

Target:

Up-gradation of 2 high schools to higher secondary level

Strategies:

- i. Develop a criterion and prioritize selection of middle school for up-gradation.
- ii. Preparation an up-gradation plan in consultation with DOS.
- iii. Preparation of SNE and submit to DOS.
- iv. Deployment of Teachers by December every year starting from 2017.
- v. Provision of books and learning material consumable to existing libraries.

Objective: Optimum utilization/ Rationalization of existing schools

Target:

Rationalize teacher's deployment in schools to ensure optimum utilization.

Strategies:

- i. Conduct survey of teacher deployed in schools.
- ii. Develop a strategy for rationalization.

Target:

Launch awareness campaign in the district with underutilized institutions.

Strategies:

- i. Prepare plan for awareness campaign in consultation with local PTSMCs.
- ii. Implement plan of awareness campaign with assistance of PTSMCs.

Objective: Increase number of classrooms up to 5 rooms in primary schools (where required)

Target:

Up-gradation of 15% of 2 room and 10% of one room primary schools to 5 rooms schools (where required)

Strategies:

- i. Prepare plan for construction of additional rooms in 27 primary schools having 2 rooms and 4 schools having 1 room, as government policy (phase wise).
- ii. Submit the Plan to DOS for approval.
- iii. Implement plan as per approval.

Objective: Reduce economic and social barriers to school entry and continuation

Target

Provision of one school meal to the students in all schools (phase wise)

Strategies:

- i. Prepare school meal plan and submit to education department

- ii. Implement the plan as approved

Target

Provision of stationery to the students in all schools

Strategies:

- i. Prepare plan and submit to education department
- ii. Implement the plan as approved

Target

Provision of transport facility to the students

Strategies:

- i. Identify schools for the Provision of transport
- ii. Prepare plan for provision transport to the students and submit to DOS
- iii. Implement the plan as approved by the government
- iv. Conduct monitoring and evaluation of the plan

Target

Awareness campaign on enhancement of girls' education

Strategies:

- i. Prepare plan to launch awareness campaign in the district
- ii. Implement the awareness campaign
- iii. Develop a feedback mechanism

Objective: Provision of ALP opportunities to out of school children

Target

Obtain data on out of school children of school going age.

Strategies:

- i. Obtain data of out of school children from available sources

Target

Establishment of 126 ALP centres (phase wise).

Strategies:

- i. Prepare a plan to establish ALP centers (phase wise).
- ii. Conduct awareness sessions with communities/PTSMCs.
- iii. Establish 152 NFE centres to provide access to 20% out of school adolescents

Objective: Create capacity to comprehend and implement inclusive education in schools

Target

Promote ownership of inclusive education among community, Education Field Officers (EFOs) teachers and head teachers

Strategies:

- i. Prepare plan for awareness.
- ii. Conduct seminars and workshops.
- iii. Conduct Monitoring and obtain Feedback from attendees of the awareness process.

Target

Develop Continuous Professional Development Programme for teachers on Inclusive Education

Strategies:

- i. Develop curriculum for training of teachers on inclusive education
- ii. Ensure inclusion of curriculum on inclusive education in CPD

Target

Ensure community and parental participation in inclusive education

Strategies:

- i. Revisit ToRs of PTSMCs and suggest the education deptt to cover inclusive education in the ToRs.
- ii. Conduct Training for capacity building of PTSMCs in context of inclusive education.
- iii. Conduct monitoring and reporting.

Objective: Implementation inclusive education concepts in schools

Target

Carry out baseline study on Participation of excluded population in schools.

Strategies:

- i. Terms of reference to provide facilities in schools.

Target

Training of EFOs in monitoring and mentoring of inclusive education adoption in schools

Strategies:

- i. Conduct training on inclusive education for the teachers and field staff.
- ii. Conduct monitoring and feedback.

5 Disaster Risk Reduction

District Jhal Magsi is vulnerable to many manmade and natural disasters. The Kirther and Moola Range of hills bring torrential water that causes damages to the mud houses and communication links get disrupted for weeks. As several seasonal streams flow across the district, whole district is prone to floods which destroy agro-economic infrastructure. July 2007 floods not only paralyzed the population by damaging houses and the road network but also played havoc with standing crops inflicting huge losses ,Likewise, floods of year 2010 affected 61,900 acre of crops and damaged 300 numbers of small dykes and 33 numbers of educational buildings, which in fact collapsed. (PDMA).

Besides floods, drought is another hazard in the district. The drought spell of year 1997 to 2002 badly affected the livelihood of the people as livestock and crops could not be cultivated due to scarcity of rain water.

Figure 5.1: Disaster Hazards

Hazards	Drought	Floods	Earthquake	Landslides	C.Disease	Pests	Mines Acc	Cyclon.	Tsunami
	3	2							

Scoring	5	4	3	2	1	-
	Very High	High	Medium	Low	Very Low	None

District Jhall Magsi does not have sufficient machinery and equipment except 6 bulldozers, two graders, 04 water tankers and 02 fire fighting vehicles. There are 13 numbers of health facilities including the District Headquarter Hospital having 20 beds. The following equipment and machinery is available in the district to counter any calamity:

Apart from the above issues most of the school buildings in district do not comply with the hazard resistance designs, constructions and have no response plan for natural disasters. Against the manmade disasters and sabotage activities there is lack of preparedness in schools in terms of evacuation plans, designated evacuation areas, and safety awareness.

5.1 Objectives and Strategies

At present the district education authorities do not have a policy on mitigation of any of the above situations. While some of the issues may be difficult for district managers to handle on their own there is a need for a policy and a plan.

Objective: Develop & implement District DRR plan

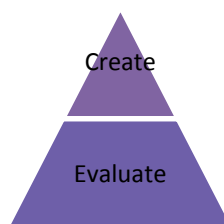
- i. Develop a district DRR plan for risk prevention, mitigation and preparedness.
 - a. DRR Plan to look into measures for improving physical infrastructure, head teachers and teachers training, and community involvement.
- ii. Provide feedback to and coordinate with province for implementation of district DRR plan.

6 Quality and Relevance of Education

Quality of teaching learning process remains a key concern in Jhal Magsi district. Data from ASER 2014 reveals poor learning achievements at primary level. The low survival and transition rates further underline the poor quality. The latter owes to a number of factors. Some of these are in control of the district government while responsibility for others like curriculum, textbooks and even pre-service teacher education lies with the provincial government. This limits the capacity of the district to control the quality of education but this cannot be accepted as an excuse as much still remains in the hands of the district authorities. This chapter explains the context in which district government operates, its own limitations and gaps and strategies that can be employed by it to improve quality.

6.1 Situation

Quality education does not have a standard definition but cognitive development is central to all formulations that describe quality in education. Cognitive development is seen as the critical-analytical ability of the child. Balochistan Education Sector Plan (BESP) explains quality along the 'Bloom's Taxonomy' pyramid. This has been reproduced below.



ASER 2015-Findings (Summary)-% Children					
Class 3			Class 5		
Who can read sentence (Urdu)	Who can read word (Eng)	Who can do Subtraction	Who can read story (Urdu)	Who can read sentence (Eng)	Who can do 2 digit div
32.2	31.1	12.2	60.6	59.1	47.2
Reading Levels-Children for Class-5					
Urdu	Nothing	Letters	Words	Sentence	Story
	0.8	0.0	2.4	36.2	60.6
English	Nothing	Letters		Words	Sentences
		Capital	Small		
	3.1	0.0	2.4	35.4	59.1
Arithmetic	Nothing	Number recognition		Subtraction	Division
		0-9	#10-99	2 digit	2 digit
	0.8	1.6	3.1	47.2	47.2

of Education Report' (ASER), reveals very poor reading and numeracy skills in children. This shows a major teaching failure and an obvious consequence of rote learning.

Table 6.1: Learning Outcomes - ASER 2014 Findings

Source: ASER 2014

As can be seen in table 6.1 above, 60.6 percent children of grade 5 can read a story in Urdu and 59.1 percent children can read sentence in English. In Arithmetic 47.2 percent children can do 2 digit division and 3.1 percent can recognize numbers. These results cannot be blamed on the teacher alone. Other factors like the general policy on quality, choice of language of instruction, textbooks and examinations are all factors that lead to poor learning outcomes seen above.

6.2 District Limitations and Strengths

District officials have a number of limitations as per the structure of education, in ensuring quality of education. Among others, they do not control the quality of curriculum, textbooks and teacher training. The curriculum responsibility has shifted to the provincial government, from the Federal, after the 18th amendment. At present it lies with Bureau of Curriculum and Extension Services (BOC &ES). The Balochistan Textbook Board prepares textbooks. Pre-service teacher education is the responsibility of Government Colleges of Elementary Education (GCEs) and the private sector universities. In service teacher training is the responsibility of the Provincial Institute of Teacher Education (PITE).

Classroom teaching and learning remains the direct responsibility of the district tier as an extension of the Directorate of Schools (DOS). To undertake the task the district authorities have enough in the mandate and resources to make an impact. However, district authorities,

in line with the general approach of the DOS, do not place quality on a priority. This needs to be changed. The following table shows the mandates of Federal, Provincial and District authorities in different areas of quality education:

Table 6.2: District, Provincial & Federal Mandates in Education Quality

Areas	Federal	Province	Districts
Curriculum	<ul style="list-style-type: none"> No role after 18th amendment but the extant curriculum was developed at federal level in 2006 	<ul style="list-style-type: none"> Has the mandate for development but has yet to acquire the capacity. Preparation and monitoring of curriculum implementation framework that includes dissemination through district support 	<ul style="list-style-type: none"> Dissemination, Implementation Feedback?
Teachers	<ul style="list-style-type: none"> Higher Education Commission is responsible for standards of ADE and B.Ed. programmes in pre-service teacher education 	<ul style="list-style-type: none"> Pre-Service Training: Province can develop its own standards as long as they exceed minimum standards prescribed by HEC Recruitment In-Service Training: Standards and implementation. 	<ul style="list-style-type: none"> In-service Training: Assist PITE and BOC in implementation Recruitment Deployment Management
Textbooks	<ul style="list-style-type: none"> Federal Govt. has no formal role but National Textbooks Policy developed in 2007 provides the framework for textbook preparation. 	<ul style="list-style-type: none"> Standards of Textbooks Development of Textbooks Distribution 	<ul style="list-style-type: none"> Implementation Distribution Feedback?
Summative Assessments	<ul style="list-style-type: none"> National Testing Service (NTS) assesses students who complete higher secondary for admissions to professional colleges. 	<ul style="list-style-type: none"> Balochistan Board of Intermediate & Secondary Education conducts summative assessments at secondary & higher secondary levels Standards of examinations conducted by BISE 	<ul style="list-style-type: none"> Provide invigilators for supervision of exams conducted by BBISE Conducts scholarship tests for grade 5 & 8 Feedback?
Formative Assessments	<ul style="list-style-type: none"> No role 	<ul style="list-style-type: none"> Standards of assessments? 	<ul style="list-style-type: none"> Schools conduct formative assessments monthly and six monthly stages

Physical Infrastructure	<ul style="list-style-type: none"> • No role 	<ul style="list-style-type: none"> • Standards • Provision for Budget • Implementation 	<ul style="list-style-type: none"> • Sends missing facilities situation to the province.
Standards	<ul style="list-style-type: none"> • No role <p>Inter provincial education ministers forum is trying to get agreements from provinces on national standards.</p>	<ul style="list-style-type: none"> • Development of standards • Monitoring of standards implementation 	<ul style="list-style-type: none"> • Implementation of standards • Feedback
ECE	<ul style="list-style-type: none"> • No role 	<ul style="list-style-type: none"> • Policy 	<ul style="list-style-type: none"> • Implementation • Feedback
Language(s)	<ul style="list-style-type: none"> • No role 	<ul style="list-style-type: none"> • Policy 	<ul style="list-style-type: none"> • Implementation • Feedback

Table 6.2 above shows that district levels can influence quality in a number of areas. In some of the rows the word ‘feedback’ has been added with a question mark. This marks a gap which needs to be filled in. The space available to districts to improve quality is not constrained by the entry in the tables. There are many actions which they can initiate without impinging provincial, or federal mandate.

6.3 Overarching Factors for Poor Education

Poor quality of the teaching learning process demonstrated in the results above owes to a number of factors that are cross cutting across all districts. Poor quality of teaching remains at the centre. Non-standardised teacher education is at the root of the poor learning processes in the classroom. The situation gets compounded by an unrealistic language policy, poor quality of textbooks and an examination system that tests memory and not analytical-critical ability. Some of the key problems that lie beyond district control are:

1. Poor Quality of Pre-Service Teacher Education
2. Textbooks Quality
3. In-Service Teacher Education
4. BISE’s Summative Assessment
5. Accountability Model (Excludes Quality)

6.4 District Related Factors of Poor Quality

There are a number of gaps at the district level which, if addressed, can help reduce the quality deficit even as implications of centralized policies continue to impact the situation.

6.4.1 Ownership of Quality in Education

As mentioned the education field officers at the district level are more concerned with issues of access, buildings and administrative matters like transfers and postings. Quality of teaching and learning is considered a low priority- if at all. Generally textbook board, PITE and BOC are seen as responsible for quality. Products of these organizations are accepted passively by the district.

6.4.2 Capacity of Field Teams

The Learning Coordinators assigned the task of monitoring quality of education in the field have little or no capacity to undertake the task. These are normally selected from senior teachers who are nearing retirement. They have normally used the rote memory approach themselves and receive no training in monitoring quality in schools. They are further handicapped by a lack of resources to visit schools.

6.4.3 Accountability Model of Head Teachers

Head teachers are normally held accountable for absenteeism of teachers and coverage of syllabi. Learning of children is not considered except at the secondary level where the examinations conducted by the Board of Intermediate and Secondary Education become a test of quality. However, it remains an imperfect benchmark as head teachers cannot be held accountable for the terminal examination at the end of ten years of education alone. Much else needs to be built into the accountability model.

6.4.4 No Data Compilation and Feedback

There is no culture of data based monitoring and feedback. The district level assists in collection of data for BEMIS but rarely, if ever, uses the information. There is no culture of data collection beyond BEMIS requirements and absolutely no usage. Monitoring continues to be seen as a function of ability to visit schools and not a systemic approach of collecting and analyzing data. While this is relevant to quality improvement it has a broader mandate and has therefore been discussed in greater detail in the next chapter on 'Governance and Management'.

6.4.5 Curriculum Implementation and Feedback

Field research in the district shows that neither the district authorities nor teachers and head teachers have any idea of curriculum and its structure. Moreover teachers, head teachers and district officials do not provide any structured feedback to the provincial government on curriculum. While curriculum review and development is the responsibility of province, the

district authorities can disseminate the curriculum and ensure that teacher and head teachers are aware of its objectives and contents.

6.4.6 Textbooks Distribution and Feedback

As already stated above textbooks continue to have quality issues that reduce the effectiveness of the teaching learning process. Textbooks taught in classrooms often do not cater to the learning requirements of the district, other problems in textbooks include difficulty of language and poor explanation of concepts. Like curriculum, textbooks development is the responsibility of province, district level responsibility includes distribution of textbooks since the government decided to provide free textbooks to all children. Visit to the field in Jhal Magsi district showed that there are problems in timely distribution of textbooks and the feedback mechanism on textbooks to the province is missing. The district needs to come up with a plan to ensure timely distribution of textbooks to all schools and students in coordination with the province and to make arrangements like maintenance of book banks to cope with delays in distribution and shortages of textbooks. Apart from distribution mechanism, the district also needs to streamline demand for quality textbooks by instituting a feedback system from teachers, head teachers and students.

6.4.7 Professional Development

Enhancing the knowledge and skills of teachers and head teachers is an essential element in the efforts to improve quality of education. Teacher's professional development is directly linked to the educational outcomes and this should clearly be a demand from the district level. Conversely the teacher training is undertaken as supply side initiative wherein PITE and BOC develop training programmes based on donor funding. Lately the Government of Balochistan has started providing budgets for trainings but even these are being spent on programmes designed by the supply side organizations. District only select teachers for these trainings but even here teachers associations control the actual selection process. District also does not update PITE database which stalls any follow up monitoring of teachers.

6.4.8 Teachers Availability

Teachers' availability in the district needs attention as the shortages of teachers in particular subjects contributes to poor learning outcomes. The district needs to evaluate shortages according to the needs and develop demands projections. This will entail coordination with the province for increase in sanctioned posts and to fill the existing gaps in teacher availability. Partly, teachers' availability issue can also be resolved by redeploying the available teachers to schools where they are needed. This can be done by developing teachers' redeployment plan on the basis of evaluation of shortages and existing deployment of teachers. Absenteeism is

another issue which needs the attention of district authorities. The current approach to inspection and monitoring requires review and should include ICT approaches to reduce absenteeism of teachers and also to ensure the quality of teaching which will entail development of quality focused inspection and monitoring tools.

6.4.9 Assessments

Traditionally schools would regularly conduct formative assessments in the form of monthly tests. The practice has been discontinued in most schools except where an effective head teacher enforces it. Additionally the formative assessments, where conducted, lack standards and induce rote learning in the classrooms. Exams are based solely on the textbooks as the teachers and head teachers are not trained in developing assessment tools and they lack knowledge about the curriculum. Cheating in public examinations has been identified as another issue during the field research in district which deprave the assessment system. Moreover there is no database of formative and summative assessments being conducted in schools which can used by district education authorities for analysis and providing feedback to schools for improvements.

6.4.10 Early Childhood Education (ECE)

Early Childhood Education (ECE) is considered essential to long-term cognitive development and it functions as the basis for a quality education. ECE requires awareness of parents, head teachers and teachers alike. Field visits to the district showed that it is a neglected area and concepts of ECE are not understood. Most education managers and decision makers are not aware of the importance of ECE and therefore it lacks focus. The district also lacks teaching and non-teaching staff for ECE.

6.4.11 Availability and Use of Libraries & Laboratories

There are only limited numbers of libraries in the district. Selection of books is also a problem as neither head teachers nor teachers have any interest and training in selection of books for libraries. Availability of science and computer laboratories is also limited moreover district education managers do not take interest in the maintenance and operationability of libraries and laboratories which further hampers their usage as these limited facilities lack books and materials. The functionality of laboratories depend on replenishment of consumables, the district authorities needs to plan and ensure provision of a minimum budget for replenishment of laboratories and up gradation of libraries.

6.4.12 School Environment

Schools, as learning institutions must have conducive environment for education. Most schools in the district do not provide the required environment. The most crucial factors which came up during the field research are coercion culture with corporal punishment, erosion of co-curricular activities from school programmes, unfriendly school construction and missing facilities. The coercion culture in the schools discourages questions and hampers the ability of child to learn in a friendly environment and also leads to dropouts. The co-curricular activities including sports, speech competitions, and skits are nonexistent in the schools. The district needs to ensure that head teachers plan co-curricular activities in all schools and education managers monitor these activities.

6.5 Objectives and Strategies

Following are the key objectives set out for district Jhal Magsi to improve the quality of education in all schools. Within the limitations of the district strategies have been identified for each objectives.

Objective: Dissemination of Curriculum to all key stakeholders in the district

Target

Development of dissemination plan in collaboration with BOC &S

Strategies:

- i. Team set up for preparation of dissemination plan.
- ii. Approval of plan by the DEA.
- iii. Awareness workshops at clusters level for all educational levels and EFOs.
- iv. Follow up of curriculum dissemination.

Objective: Timely receipt of textbooks by students

Target

Development of textbooks distribution plan including costing of transportation

Strategies:

- i. Develop Textbook Distribution Calendar.

Target

Implementation of Textbooks distribution plan

Strategies:

- i. Distribution of textbooks as per calendar.

Target

Establishment of Book bank at school level

Strategies:

- i. Provision of space/furniture (Almirah) by head teacher.
- ii. Awareness to teachers and students.
- iii. Formation of committee at school level for preparation of procedures.
- iv. Monitoring by Head teachers and EFOs

Target:

Establishment of monitoring, Complaint and redressing mechanism for timely supply of textbooks to the children

Strategies:

- i. Develop a monitoring mechanism involving EFOs and respective head teachers to ensure timely supply of textbook to the students.
- ii. Establish Complaint and redressing mechanism at school and , DEO level

Objective: Contribute to improvement of quality of textbooks.

Target:

Development of mechanism for annual collection of feedback on textbooks

Strategies:

- i. Develop mechanism for annual feedback collection on textbooks

Objective: Continuous professional development of teachers and head teachers

Target:

Carry out a needs assessment for professional development of teachers and head teachers

Strategies:

- i. Need assessment of teachers and head teachers on sampling basis

Target:

Arrangement of District level trainings for teachers and head teachers in coordination with DOS and PITE

Strategies:

- i. Training of master trainer through PITE
- ii. Training of teachers and head teachers by adopting cluster approach by December

Target:

Development of District data base of trainings to ensure monitoring and avoid reappearances of teachers in trainings

Strategies:

- i. Develop the Database of trained teachers at district level by DEMIS

Objective: Ensure teacher availability in all Subjects for all schools

Target:

Identification of Subject wise Shortage of teachers

Strategies:

- i. Identify subject wise shortage of teachers

Target:

Redeployment plan of teachers on the basis of rationalization

Strategies

- i. Develop a Policy for rationalization of teachers redeployment
- ii. Approval by DEA
- iii. Prepare rationalization plan of teachers deployment
- iv. Approval by the DEA sought

- v. Implementation of plan

Objective: Elimination of Teacher absenteeism

Target:

Development of ICT approaches to reduce teachers absenteeism

Strategies

- i. Monitoring of ICT Implementation of inspection function as given in capacity

Target:

operationalize strong inspection function

Strategies

- i. Develop inspection plan
- ii. Implement the inspection plan

Target:

Recruitment of replacement teacher to fill in for teachers on official leave (as and when required)

Strategies

- i. Establish a pool of unemployed graduates at local level for hiring as replacement teacher
- ii. Develop a strategy for recruitment of replacement teachers

Objective: Ensure an effective and regular formative and summative assessment in all schools

Target:

Training of all teachers and head teachers in formative and summative based assessment

Strategies

- i. Prepare a plan for teachers, head teachers, EFOs to participate in the training on assessment conducted by PITE
- ii. Implement the training plan
- iii. Follow up of the trainings
- iv. Review the inspection Performa to include assessment indicator

Target:

Ensure all the schools conduct formative and summative assessments

Strategies

- i. Preparation of monitoring mechanism

Target:

Formative and summative assessments

Strategies

- i. Implementation of monitoring plan

Target:

Prepare database of formative and summative assessments in coordination with all schools

Strategies

- i. Establish database of formative and summative assessments in coordination with DEMIS

Target:

Analysis data of formative & summative assessments and provide feedback to schools.

Strategies

- i. Training of EFOs and head teachers in analysis of assessment data
- ii. Analysis of assessment result by DEO and head teachers
- iii. Submit the result to DOS

Target:

Ensure curriculum based summative assessment of class V and VIII

Strategies

- i. Training to all paper setters of class V and VIII in curriculum based summative assessments.

Target:

Develop and implement vigilance and monitoring system to control cheating in exams conducted by districts

Strategies

- i. Develop Vigilance & monitoring system
- ii. Implement Vigilance & monitoring system in all district level exams

Target:

Create political and social support to control cheating

Strategies

- i. Prepare a plan to obtain political and social support for control of cheating
- ii. Launch advocacy and awareness campaign for control of cheating in the institutions.
- iii. Mobilize the community against cheating through electronic and print media

Objective: Ensuring conducive learning environment in all schools

Target:

Prepare School development plan for all schools

Strategies

- i. Conduct training for DEO and head teachers for preparation of school development plan
- ii. Preparation of school development plan by head teacher as per standard format
- iii. submit the plan to DEA

Target:

Provision of additional classrooms in overcrowded schools

Strategies

- i. Mapping of school population and physical facilities through PTSMCs
- ii. Prepare PC-1 For additional classroom in overcrowded schools
- iii. Submit PC-1 for approval

Target:

Provision of non salary needs for recurring budget

Strategies

- i. Prepare non salary needs of the district on the demand of head teachers for allocation in recurring budget
- ii. Submit the recurring budget of the district for inclusion in the annual recurring budget

Target:

Provision of all required physical facilities in the schools and replenishment of consumable facilities

Strategies

- i. Prepare list of physical facilities required in schools
- ii. Prepare a scheme along with estimated cost of the items included in the list
- iii. Submit the scheme along with the cost to the DOS

Target:

Improve learning environment and mentoring practices/approaches in all schools

Strategies

- i. Provide Training in techniques of mentoring/peers approach to the teachers.

Target:

Introduce an effective and collaborative management practices among teachers and head teachers in all schools

Strategies

- i. Conduct regular meetings of staff and head teachers in all schools

Target:

Provision of budget for curricular and co curricular activities to schools

Strategies

- i. Prepare budget for co curricular activities
- ii. Submit the budget to DOS for inclusion in the SNE

Target:

Conduct co curricular activities in schools on regular basis

Strategies

- i. Conduct awareness sessions for the teachers and head teachers about the importance of co curricular activities
- ii. Prepare calendar of co curricular activities in the school and submit to the DEO
- iii. Establish school clubs to ensure co curricular activities in the schools on perpetual basis
- iv. Conduct teachers training for counseling and guidance at cluster level
- v. Conduct follow up of the impact of training at school level

Target:

Prepare and conduct awareness campaign against corporal punishment

Strategies

- i. Plan awareness against corporal punishment
- ii. Conduct awareness sessions with teachers, students, PTSMCs and parents for eradication of corporal punishment
- iii. Teacher training in alternate disciplinary measures

Target:

Ensure eradication of corporal punishment from schools

Strategies

- i. Monitoring to follow the instructions of the government for eradication of corporal punishment

Objective: Counseling for students of middle to higher secondary schools for better career choices

Target:

Develop counseling units at district level

Strategies

- i. Develop Counseling units at district level

Target:

Training of head teachers in counseling

Strategies

- i. Conduct training of head teachers

Objective Ensure availability of functional Libraries and Laboratories in all schools

Target:

Ensure existing school libraries are functional and establish new libraries in schools

Strategies

- i. Establish new libraries in schools and improve functionality of existing libraries
- ii. Prepare a plan to establish new libraries in schools
- iii. Prepare PC1 to establish new libraries in the schools and submit to DOS
- iv. Prepare time table for the students and teachers to attend library on regular basis

Target:

Ensure that laboratories in existing schools are functional

Strategies

- i. Conduct survey to assess current functionality of laboratories in middle and high schools and prepare a list of equipment for underutilized laboratories
- ii. Develop a plan for enhanced functionality and usage
- iii. Prepare proposal for establishing and equipping laboratories in middle and high schools (where needed)
- iv. Prepare SNE for creation of the post of laboratory assistants (where required) and recurring budget for maintenance
- v. Submit the proposal and SNE to the DOS

Objective: Introduce Early Childhood Education in the district

Target

Stakeholders aware of ECE Policy

Strategies

- i. Develop a mechanism to monitor implementation of ECE in public and private schools
- ii. Develop awareness raising program of ECE
- iii. Organize awareness session on ECE with DEA, DEG, EFOs, teachers, head teachers and PTSMCs

Target

Introduce ECE in 85 (30%) primary schools

Strategies

- i. Finalize criteria for selection of schools including the schools with available classrooms and not available classrooms
- ii. Identification 85 (30%) primary schools with existing/available classrooms and for construction of new classes (60% boys & 40% girls) for introduction of ECE
- iii. Prepared and submitted PC-1 to DOS
- iv. Monitor the Construction of ECE classrooms

Target

All new schools to have ECE set ups

Strategies

- i. Preparation of policy in coordination with Province

Target

Recruitment of teachers and other staff

Strategies

- i. Prepare SNE for the creation of the posts of teachers and non teaching staff and submit to DOS
- ii. Completing the Recruitment process of teachers phase wise
- iii. Required teachers deployed

Target

Organize training of teachers on ECE concepts

Strategies

- i. Finalization of ECE training program in coordination with PITE and DOS
- ii. Nomination of teachers for the ECE training
- iii. Organize cluster based ECE teacher training program in collaboration with PITE and DOS.
- iv. Training of LCs/ADEOs on ECE concepts

Target

Ensure community and parental participation in ECE

Strategies

- i. Nomination of resource persons and submission of list to PITE
- ii. Preparation of Training plan
- iii. Impart training to PTSMCs

Objective: School health and nutrition services for ECE children

Target

Health awareness of parents, teachers and students

Strategies

- i. Formulate committee including membership from Education, Health and social welfare department at district level I by Mar 2017
- ii. Finalization of ToR of the committee

Target

Development of student health profile

Strategies

- i. Draft agreement for provision of basic health services to ECE children
- ii. Conduct immunization, polio, de-worming drives, hand washing and hygiene campaigns in ECE schools.

Objective: ECE support and monitoring

Target

Training of EFOs in monitoring and mentoring of ECE teachers

Strategies

- i. Mentoring and monitoring plans initiated

7 Governance and Management

Jhal Magsi follows the standard model structure followed in all districts. Governance and management in the district also faces, mostly, typical challenges of teacher absenteeism, influence of teachers association, weak monitoring and others. This chapter discusses these administrative challenges which include financial resource availability and autonomy.

7.1 Situation

District education set ups have gone through a number of changes over the last 15 years. In 2002 education, as a subject, was devolved to the districts and then reverted in 2009 when the devolution law of 2002 was replaced with the new local government act of the government of Balochistan.

Provincial level control has in the past, often, led to centralization of routine operational decisions like transfers and postings and financial expenditure. Recently the provincial education secretariat has made some critical changes to delegate operations decisions to the district level and below.

Three bodies have emerged at the district level to help improve management:

- i. District Education Group
- ii. District Education Authority
- iii. School Clusters

District Education Group was notified in September 2013 as part of the implementation framework of the Balochistan Education Sector Plan (BESP). DEG is headed by the District Education Officer who acts as the chairman. The composition is as follows:

Table 7.1: District Education Group Composition

Chairman	District Education Officer
Secretary	District Officer Education(Male)
Members	<ul style="list-style-type: none"> • District Officer Education (Female) • Representative of Deputy Commissioner • Principal Govt. Degree College (Boys) • Principal Govt. Degree College (Girls) • Principal Elementary College • Representative from Local NGO • Social Welfare Officer • District Health Officer (Health Dept) • District Account Officer/ Treasury • Representative from Teacher’s Union

DEG has the following responsibilities:

1. To promote educational awareness at district level.
2. To plan, coordinate and support in increasing enrolment and relation at district level.
3. To monitor absenteeism of officers, officials and teachers.
4. To monitor and ensure proper functioning of educational institutions at district level.
5. To discuss and resolve grievances of teachers and employees at district level.
6. To discuss and resolve grievances of public regarding educational affairs.
7. To mobilize community and encourage their participation in educational matters.
8. To support and ensure proper implementation of Balochistan Education Sector Plan.

District Education Authority was notified in February 2014 with the objective of providing support to the District Education Officer in difficult decisions with potential political ramifications. Composition of DEA is as follows:

Table 7.2: District Education Authority Composition

Chairman	District Education Officer
Members	<ul style="list-style-type: none"> • The Deputy Commissioner or his Representative • District Account Officer/ Treasury or his representative • District Officer Education(Female) • District Officer Education(Male) • The deputy District Officers (Female and male) with regard to issues to their respective jurisdiction • The Head Master Mistress with regard to issues related to the school teachers/staff of their respective schools • Female/ Male Education Coordinators with respect to issues of teachers posted in their respective jurisdiction

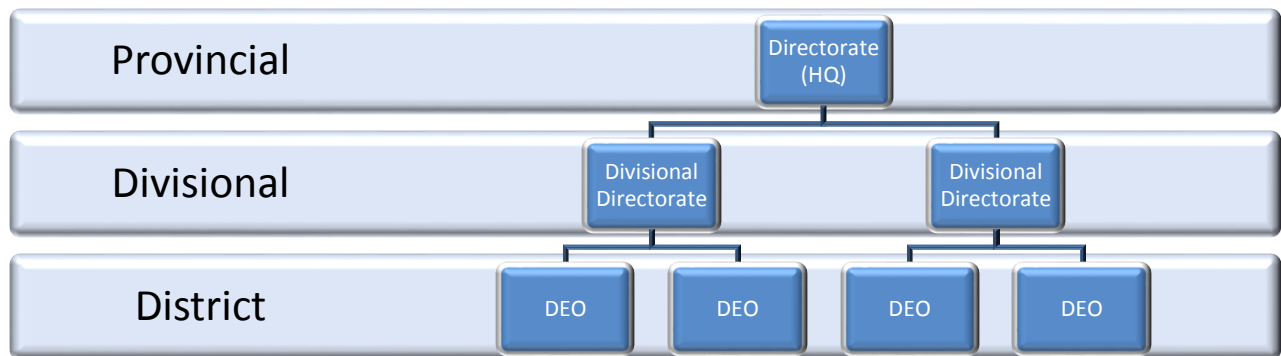
Terms of reference of DEA have not been notified officially. Practically DEA has been involved in decisions of long leave of teachers (e.g. study leave) or out of country leave. DEA has also been involved in decisions on transfers and postings.

School Based Clusters: as part of delegation of powers clusters have been formed at school level. A high school functions as the central point (or head) of the cluster which caters to all primary and middle schools in a nearby range. Head teacher of the High School functions as the head of the cluster. The cluster has a number of uses. Firstly a number of financial powers for procurement have been delegated to these clusters. Secondly these clusters are expected to be at the center of the continuous professional development programme developed by Department of Education and Provincial Institute of Teacher Education.

7.1.1 General Structure

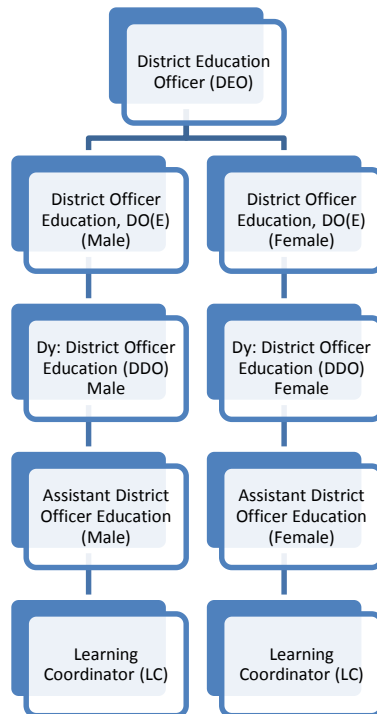
The governance structure of education in the province is divided into the secretariat and the Directorate. The former, headed by a Secretary, has the role of overall supervision and policy making. The Directorate of Schools functions as the main technical unit responsible for education service delivery. The Directorate has three functional tiers: the provincial headquarters, Divisional Directorates and the district education offices, as shown in the diagram below:

Figure 7.1: Functional Tiers of the Directorate



The traditional structure at the district level consists of a District Education Officer (DEO) who heads the district education system. The DEO is supported by a number of officers including separated officers for male and female schools management.

The DEO and his or her team has the task of management of schools in the district in an efficient and effective manner.



7.2 District Mandate

The district unit directly controls schools and teachers, and consequently, has the mandate of quality service delivery to students. Simply stated, it has the responsibility to ensure delivery of education on ground as per requirements of Article 25 A of the Constitution and the consequent legislation on compulsory education. This means the district unit has to provide free quality education for all children in the district. Under the Compulsory Education Act 2014 definition of free education includes meals, transportation and textbooks. In the current state the district offices do not have the capacity to deliver on all three. Additionally the units are not only required to manage government schools but also regulate the private ones.

7.2.1 Key Problems

The generally low performance of the education sector, as seen in the earlier chapter on access shows that problems exist in the governance structure. These are mostly typical issues, endemically found in most districts.

7.2.1.1 Capacity Gaps

District officials are selected from among the teachers and there is no established system to train DEO and his team. This limits the ability to effectively administer the authority. Like all districts DEOs are selected from amongst teachers which means that experience of management is lacking. No system of training at induction exists. Also there is no separate

cadre for managers which makes DEOs 'vulnerable' to reversion to teaching. As DEO positions are seen as more prestigious, by many, this vulnerability reduces the confidence of the DEO. The better DEOs in the system have arrived by default and not any structured design.

7.2.1.2 Monitoring Model

A data, or information, based monitoring model does not exist in the district. Monitoring is seen as a function of visits to schools only. Systemic data collection and use does not exist. As already mentioned in the chapter on quality district units simply assist the provincial EMIS in provision of data they do not use the information themselves. A lot of information lying (or generated) at the district level remains unutilized in the absence of a systematic collection and placing into a data base. With reliance on school visits only the DEO and his staff complain of lack of resources. While the latter may be true to an extent the bigger problem lies in the model.

Even in case of visits to schools a structured proforma has not been developed to evaluate schools and also no system exists of collating school reports into a database. Resultantly, mostly, no follow up takes place. Only where individual DEO takes interest some follow up is undertaken. Resultantly school improvement does not take place. Learning coordinators assigned the task of school visits form the weakest link in the structure. They are normally teachers nearing retirement who have neither the training nor the will to undertake the task of school visits.

Similar problems exist with head teachers who are normally not trained in their job. Exceptional cases can be seen where they are able to get some improvements in motion. But in the absence of training the ability to improve schools remains limited. Politicization and role of teachers' associations also impacts the capacity.

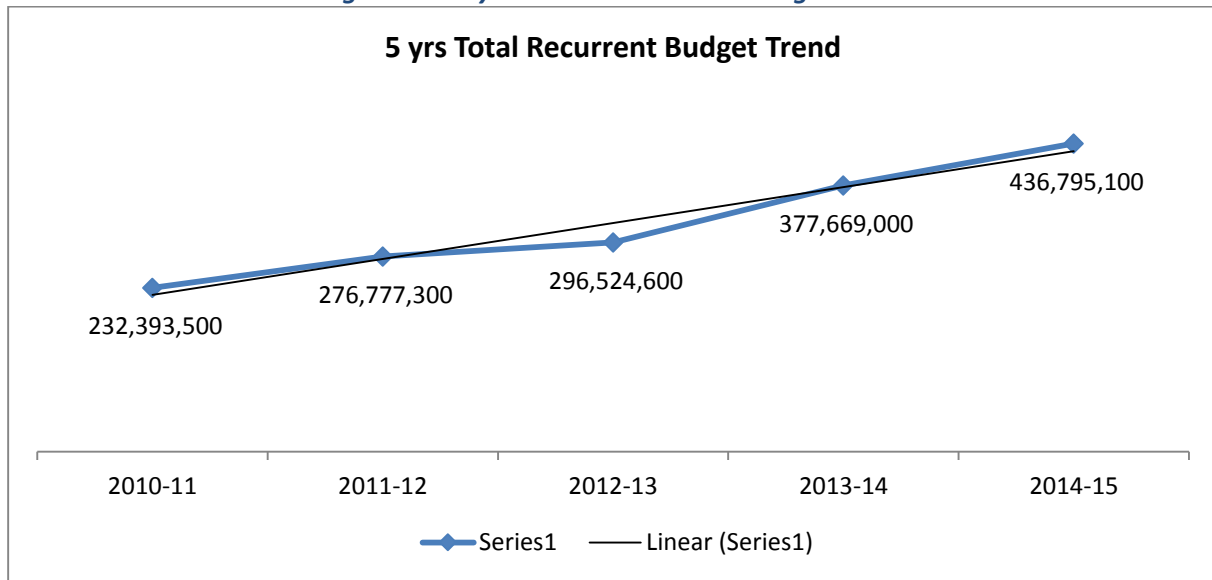
7.2.1.3 Teachers Associations

Teachers associations have become very powerful over the years. These associations have the ability to influence decisions of the DEO and hence hamper effective management. Decisions on transfers and postings and disciplinary proceedings are resisted by the associations. This makes it difficult for the management to hold teachers accountable. The associations now also actively influence to decisions by the BISE to select invigilators and superintendents to conduct the examinations held by it. The motive to influence is driven, mostly, by the lucrative options available due to endemic cheating in examinations.

7.3 Financial Situation

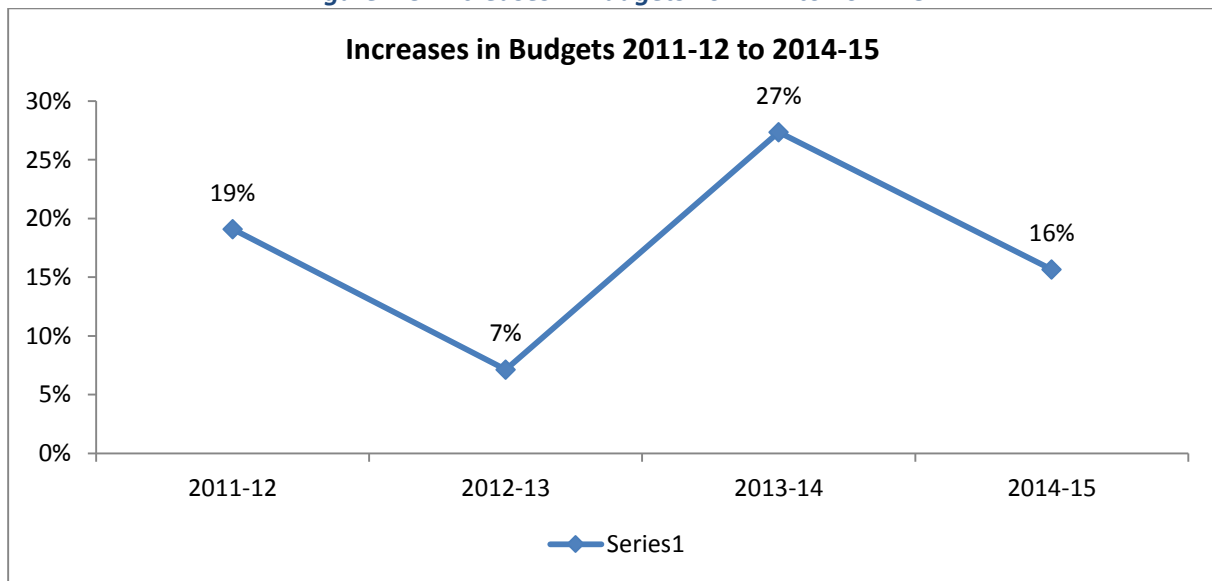
Figure 7.2 below shows that there has been a general upward trend in the recurrent budget for Jhal Magsi. Figure 7.3 further below shows the increase in budget, as a percentage of the previous year's budget.

Figure 7.2: 5 years Total Recurrent Budget Trend



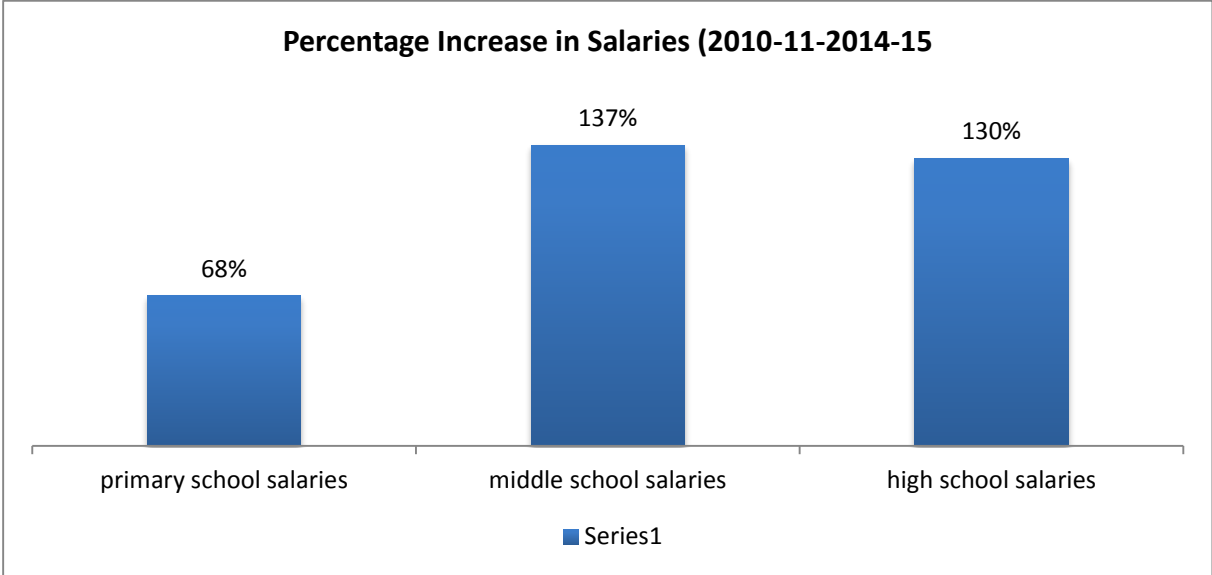
The increase between 2010-11 and 2011-12 was 19%, which reduced to 7% for 2012-13 as a percentage increase from previous year. During 2013-14 the budget decreased 27 percentage points from previous year. In 2014-15 the increase over previous year's budget has been 16%.

Figure 7.3: Increases in Budgets 2011-12 to 2014-15



Unfortunately, as seen in figure 7.4 below the major increase has not resulted from a deliberate attempt at improvement of school quality but salary increases. The figure 7.4 below shows that as compared to 2010-11 salaries of primary school teachers have increased by 68%, those of middle schools by 137% and the high school teachers have enjoyed a salary increase of 130% over the last 5 years.

Figure 7.4: Percentage Increase in Salaries



The trend for middle and high school teachers overtakes the inflationary impact over these years. This has resulted from the policy of automatic move over to the new salary scale on completion of minimum time period. This has not only made evaluation for promotions a meaningless exercise but also continues to place unsustainable pressure on the education budgets.

Figure 7.5 shows budget share for each level; Primary, middle and secondary. High schools absorb 29% of the budget, primary 37% and middle 34%.

Figure 7.5: Budget Share for 2014-15

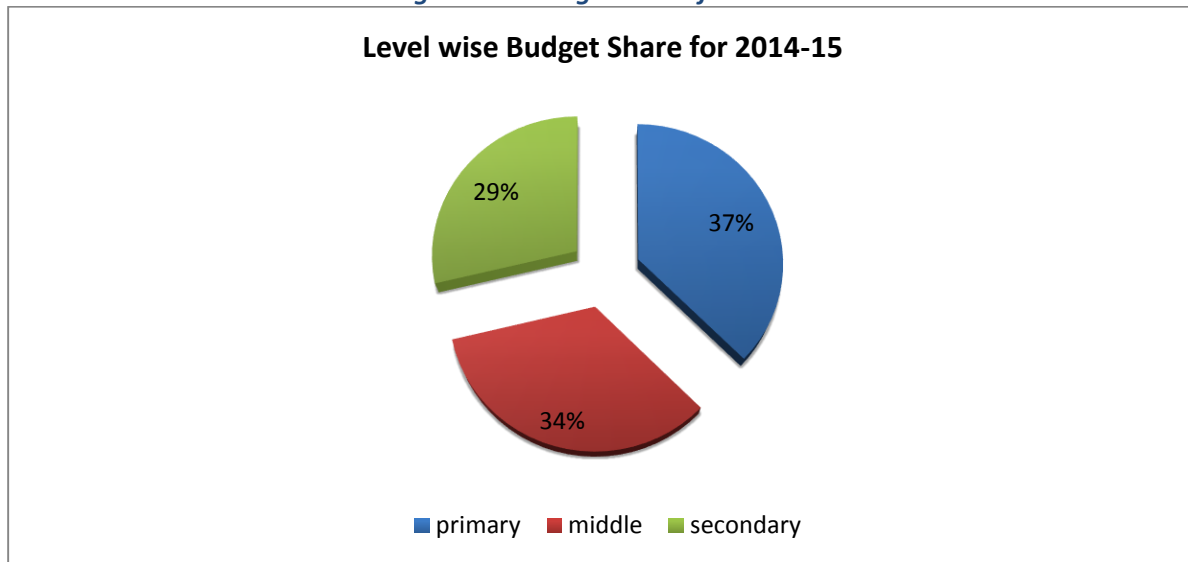
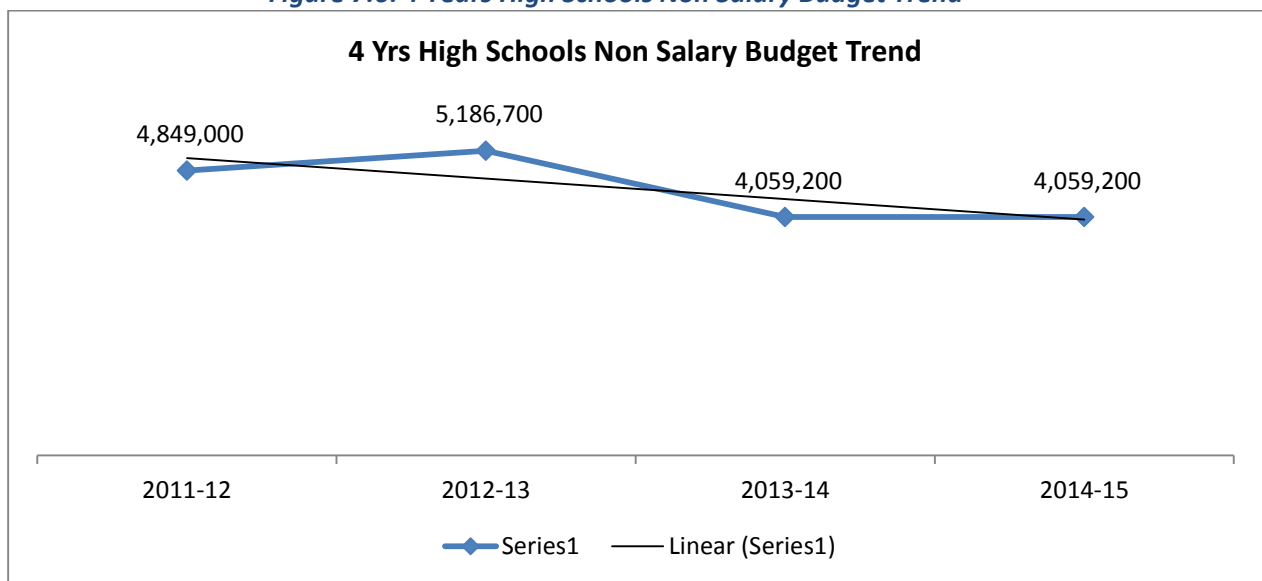


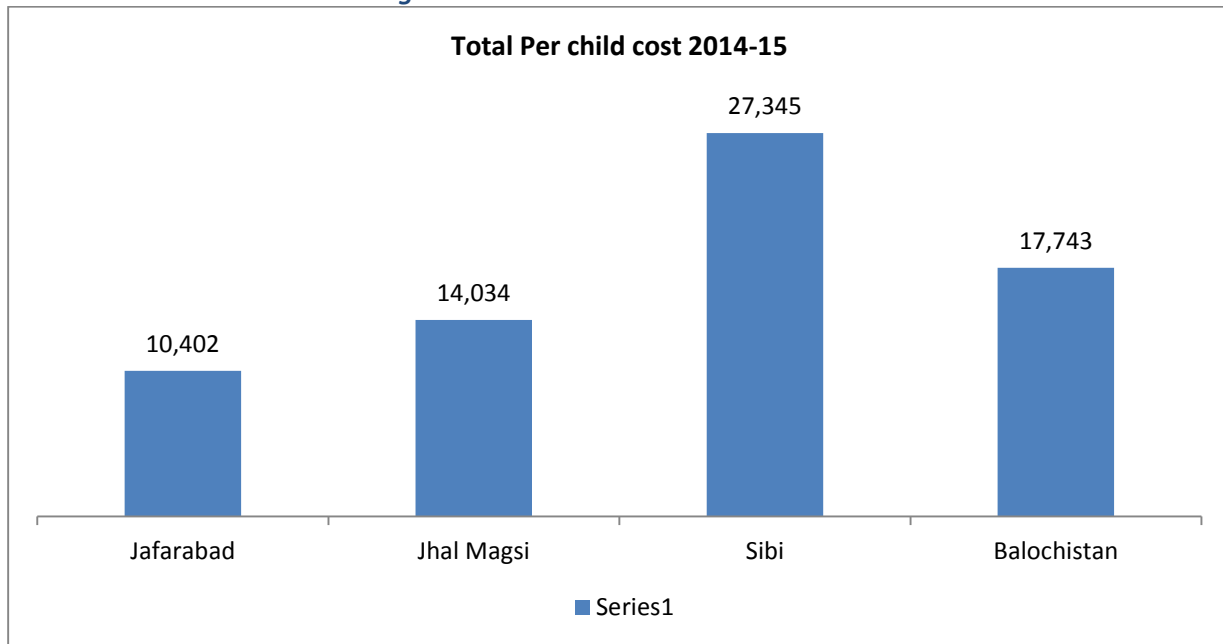
Figure 7.6 shows the trend for non-salary which is declining. This again reveals the pressure placed by the 'time scale' approach on overall budgets. Declining non salary budget reduces the ability of districts, head teachers and teachers to facilitate learning. In case of high schools where functional laboratories are a pre-requisite to learning of science this can completely derail the process.

Figure 7.6: 4 Years High Schools Non Salary Budget Trend



Finally the per child expenditure for Jhal Magsi comes to Rs. 14,034, which is below the average for Balochistan at Rs. 17,743.

Figure 7.7: Total Per Child Cost 2014-15



Given the budgetary allocations and the fact that a number of high schools also have middle and primary sections it has not been possible to calculate per child expenditure at each level exactly. The graphs below show an approximate picture.

Figure 7.8: Level Wise Per Child Expenditure

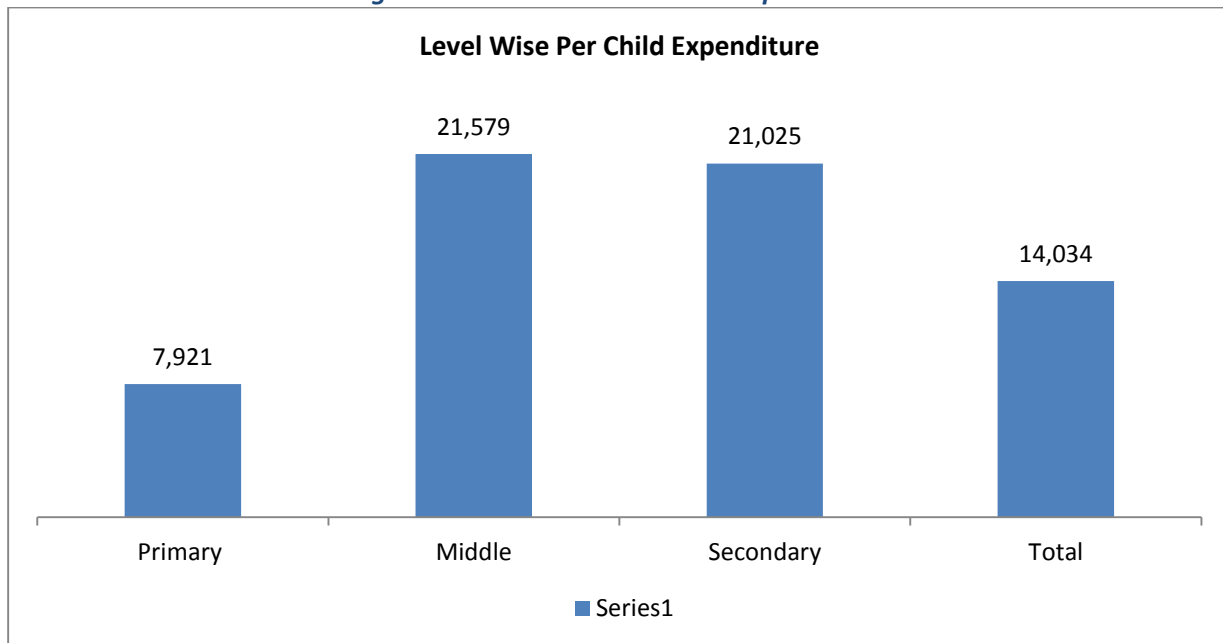
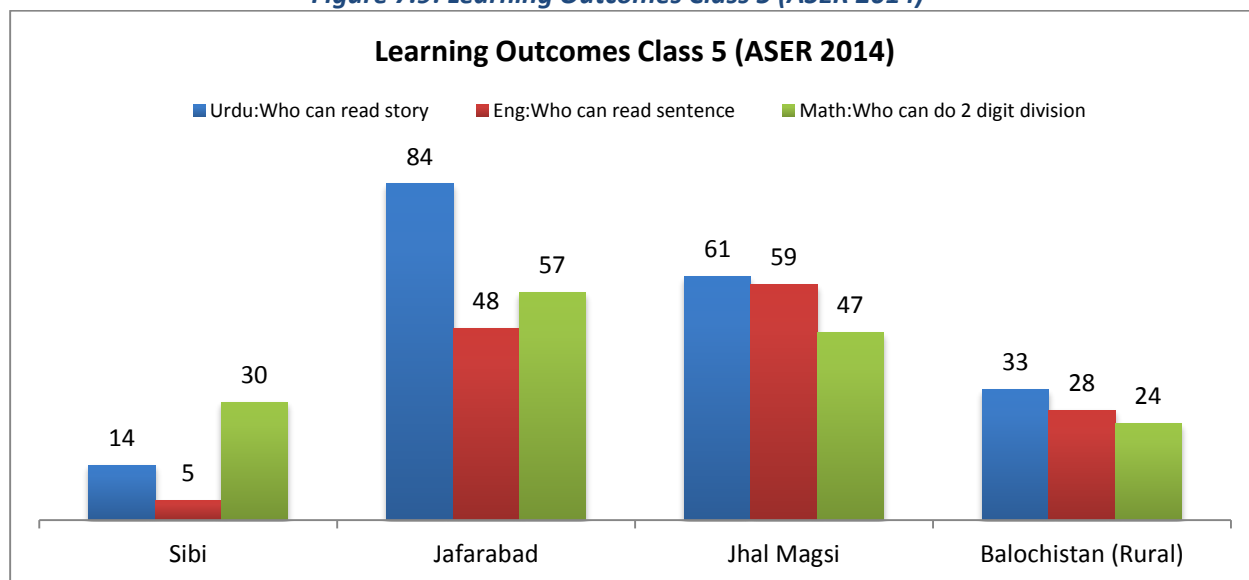


Figure 7.9: Learning Outcomes Class 5 (ASER 2014)



7.3.1 Financial Management

In general most DEOs and head teachers never receive any formal training on financial management. This, often, leaves them hostage to the support staff who have more experience of accounting. Historically major procurements were centralized. With the recent delegation of powers, a number of procurements have been transferred to the cluster level. This should improve the pace of decision making but at the same time it will increase the risk of corruption and mismanagement. To counter the risk the Secretariat and, also district education officer, will have to develop strong internal controls. Without better internal audit mechanisms it will not be possible to have effective decentralization.

7.3.2 Private Sector Regulation

Jhal Magsi has a small private sector as, approximately, an enrolment of 10% of the total. However, the numbers are larger than the past and given the requirements of Article 25A the district units need to regulate quality of education in these schools. At present no regulation takes place on ground as it is a low priority for district authorities. Also they do not have the capacity to undertake the task. The statute governing private schools also needs to be revised as the sector has grown much beyond the time of current law passed in 1961. Also the needs have shifted due to the compulsory education act.

District Authorities have to ensure that no child has to deviate from the free education required by statute. Again no model for public private partnership exists in the district to use this resource for betterment of students.

7.3.3 Multiple Supervisory Bodies

As already seen above there is overlap in the mandates of the District Education Group and the District Education Authority. As at present rules or terms of reference have not been developed for the latter there is a possibility of reducing this confusion and assign different areas to the two groups.

7.4 School Management Issues

Schools as self-contained units of education delivery have a number of problems. Again similar to other matters, discussed in the chapter on quality, the division across district and provincial mandates makes it difficult to have clear responsibilities for the school. Many schools simply lack basic facilities and have limited, if any, powers to impact the situation. A number of primary schools have single or two teachers, with no head teacher. In other cases head teachers have little training and even where they want to be effective teachers, often, have more powers through political connections and support of the associations. Despite these limitations, which are not universal, schools can be made better places of learning. The main hurdles to improvement are:

- i. Head teachers have no training for the job. Mostly senior most teachers fill these positions without any training. Recently though the provincial government has hired qualified young people for the job and has also trained them. Again the number of such head teachers is limited. In case of head teachers from high schools the responsibilities will increase as they will now also be heads of clusters. Their responsibilities will include financial management of the cluster schools and also facilitating the continuous professional development programme.
- ii. Secondly there is a massive planning deficit at the school level. The main target is completion of syllabi. There are no plans to improve the learning process and managing day to day affairs of the school.
- iii. Community, which can act as an important support to schools, remains weakly engaged. The Parent Teacher School Management Committees (PTSMCs) mostly remain inactive. There are a number of reasons for the lack of effectiveness of PTSMCs. An important reason being the inability of head teachers to mobilize community effectively.

7.5 Objectives and Strategies

The district government needs to take charge of education in a pro-active approach rather than function as passive recipients of initiatives taken at the central levels.

Some of the key strategies in this regard are:

Objective: Capacitate the district to function effectively in the newly decentralised framework

Target

DEA and DEG capacitated to function effectively.

Strategies

- i. Conduct orientation sessions for DEA and DEG

Target

Function of District Education Offices made as an effective secretariats to DEA and DEG

Strategies

- i. Develop capacity of EFOs on functioning as secretariat to DEG and DEA

Target

Functionality of clusters made effective

Strategies

- i. Capacity building of the cluster members

Target

Drawing and Disbursing Officers trained at the Cluster Level

Strategies

- i. Conduct training of DDOs at cluster level

Objective: Multi-stakeholder involvement in improvement of education in the district

Target

Teachers' Association formally engaged in implementation of District Plan

Strategies

- i. Ensure active participation of teacher association in DEG meeting
- ii. Review mandate of teachers' associations in a consultative process
- iii. Organize training program for teacher association to build capacity

Target

Existing PTSMCs revitalized as per agreed framework.

Strategies

- i. Operationalize existing PTSMCs
- ii. Impart training as per TORs contained in Balochistan compulsory Education Act 2014

Target

Form and strengthen 283 PTSMCs on the basis of the framework.

Strategies

- i. Formation of remaining PTSMCs
- ii. Impart training as per TORs contained in Balochistan compulsory Education Act 2014

Target

PTSMC Monitoring mechanism in place

Strategies

- i. Monitoring of PTSMCs on developed tools

Objective: Overall capacity development of District Education Offices

Target

Implementation of recommendations of Capacity Development Plans developed in 2014

Strategies

- i. Implementation of Capacity Development Plans developed in 2014

Target

Building the capacity of managers

Strategies

- i. Develop training modules in accordance with JDs
- ii. Impart training to all EFOs

Objective: Effective Planning and Management at District level by using data

Target

Training imparted on use of data in Planning and Management.

Strategies

- i. Prepare Training plan
- ii. Impart training on data use

Objective: Strengthening DEMIS to provide comprehensive qualitative data with analysis as per user needs

Target

Availability of data of all institutions ensured with DEMIS.

Strategies

- i. Set quality and quantity indicators through consultative process
- ii. Training on collection of data on the basis of set indicators
- iii. Analyze the data for decision making
- iv. Collating feedback to improve data quality

Objective: Effective monitoring and evaluation of district education development plans by District Education Officers

Target

District education offices effectively using the indicators given in District Education development Plan

Strategies

- i. Develop all four levels of monitoring and evaluation including the input, process, output and outcome level indicators.
- ii. Develop feedback mechanism.
- iii. Review structure approved by the Education Department and convey to the DEA.

Objective: More efficient Financial Management at the district level

Target

Optimum utilization of all available funds ensured by district DDOs and check and balance mechanism in place through DEA

Strategies

- i. Conduct training for DDOs on PIFRA Rules.

- ii. Develop Check and balance mechanism

Target

Allocation and expenditure of finances made transparent

Strategies

- i. Training of relevant staff
- ii. Monthly updating the website

Objective: Effective School Management

Target

Head teachers trained in school management

Strategies

- i. Impart training to Master Trainers (MT) through PITE.
- ii. Impart training to head teachers with DEDP and School development plan.

Target

School based planning and budgeting ensured

Strategies

- i. Prepare school development plan and update annually
- ii. Submit the plan to DEO for approval

Objective: Establishment of Linkages with madrassas and private schools

Target

Policy of linkages with madrassas communicated by the province implemented

Strategies

- i. Implement the policy framework in letter and spirit

Objective: Introducing Gender balanced management approach in district management

Target

Gender awareness campaign introduced.

Strategies

- i. Develop a gender awareness campaign to sensitize the communities including teachers
- ii. Capacity building of females on gender awareness

Target

Special facilities provided to female workers in offices.

Strategies

- i. Assess Needs
- ii. Plan and submit proposals to the department

Target

Day care centres established for female officials.

Strategies

- i. Assess Needs
- ii. Plan and submit proposals to the department
- iii. Provide facilities in day care centres

Annex 1.1: Access and Equity

Objectives	Key Targets	Indicators	Key Assumptions/	Risk Mitigation Strategy
Provision of primary education opportunities to every settlement of district	Establishment of 68 new primary schools as per government policy by June 2021.	<p><u>OVI</u> 68 primary schools established in communities without schools PC-1 prepared and submitted to DOS New school SNE prepared and submitted to DOS</p> <p><u>MOV</u> Approved PC-1s Reflection in annual budget Completion report EMIS data</p>	<p>R No GIS or consolidated information in other formats is available which creates planning problems.</p> <p>R. Budget constraints</p>	<p>Local level field surveys under the District Education Officers to identify settlements without schools.</p> <p>Advocacy to provide required funds in the budget in line with district education plan</p>
Remove school availability gaps at primary to middle, middle to secondary and secondary to higher secondary level	Up gradation of 22 primary schools to middle level by June,2021	<p>OVI 22 Schools upgraded PC-1 prepared and submitted to DOS New school SNE prepared and submitted to DOS</p> <p><u>MOV</u> Approved PC-1s Reflection in annual budget</p> <p>Completion report</p> <p>EMIS data</p>	<p>A. Gender imbalance redressed in up-gradation</p> <p>R. Feasibility criteria developed at provincial level may impede the needs of the district</p> <p>R. Budget constraints</p>	<p>Local level feasibility criteria developed based on utilisation of existing schools</p> <p>Advocacy to provide required funds in the budget in line with district education plan</p>

Objectives	Key Targets	Indicators	Key Assumptions/	Risk Mitigation Strategy
	Up gradation of 2 middle schools to secondary level by June, 2021	<u>OVI</u> 02 Schools upgraded PC-1 prepared and submitted to DOS New school SNE prepared and submitted to DOS <u>MOV</u> Approved PC 1s Reflection in annual budget Completion report EMIS data	A. Gender imbalance redressed in up-gradation R. Feasibility criteria developed at provincial level may impede the needs of the district Budget constraints	Local level feasibility criteria developed based on utilisation of existing schools. Advocacy to provide required funds in the budget in line with district education plan
	Up gradation of 2 high schools to higher secondary level by June 2021	<u>OVI</u> 02 Schools upgraded PC-1 prepared and submitted to DOS New school SNE prepared and submitted to DOS <u>MOV</u> Annual Public Sector Development Programme EMIS data	A. Gender imbalance redressed in up-gradation R. Feasibility criteria developed at provincial level may impede the needs of the district Budget constraints	Local level feasibility criteria developed based on utilisation of existing schools Advocacy to provide required funds in the budget in line with district education plan

Objectives	Key Targets	Indicators	Key Assumptions/	Risk Mitigation Strategy
Optimum utilization/ Rationalization of existing schools	Rationalize teacher deployment in schools to ensure optimal utilization up to Dec 2016	<u>OVI</u> Rationalisation of teacher deployment completed <u>MOV</u> Approved deployment plan Monitoring reports	R. Given the low population densities in catchment areas of schools the current variables of optimal utilisation may not be applicable to all situations	Review of criteria for defining utilisation to be developed to accommodate local level variations.
	Awareness campaign launched in underutilized institutions area by December , 2017	<u>OVI</u> survey team trained and campaign launched <u>MOV</u> Notification of survey team Monitoring report	R. Past experience of awareness campaigns has not paid much results because of non-involvement of local opinion/ leaders and lack of capacity of EFOs to undertake the task	Detailed planning and training of EFOs to successfully undertake the awareness process. Political leadership, , community, elders/ notables, religious leaders are involved
Increase number of classrooms in primary schools up to 5 rooms.	Up-gradation of (15%) of 2 room i.e. 27 and (10%) of 1 room i.e. 4 primary schools to 5 rooms school by June 2021.	<u>OVI</u> PC-1 prepared and submitted to DOS <u>MOV</u> PC-1	R. Budget Constraints R. Capacity of district to prepare PC-1	Advocacy to provide required funds in the budget in line with district education plan Capacity building of EFOs of the district
Reduce Economic Barriers to increase enrolment and retention rate in school	Provision of one school meals in all schools by June 2021.	<u>OVI</u> One meal provided in all schools	A. Provision are ensured under Balochistan Compulsory Act 2014 R. Budget constraints	Advocacy to meet the provision of Balochistan Compulsory Act 2014 Education non development budget should be increased as per requirement for the implementation of the ACT.

Objectives	Key Targets	Indicators	Key Assumptions/	Risk Mitigation Strategy
		<u>MOV</u> Approved school meal plan Monitoring report Budget document	R Historic failures in central project based meal programmes	Develop community based program managed by PTSMCs
	Provision of stationery to the students in all schools by June 2021	<u>OVI</u> Stationery to the students provided in all schools <u>MOV</u> Approved plan Monitoring report Budget document	A. Provision are ensured under Balochistan Compulsory Act 2014 R. Budget constraints	Advocacy to meet the provision of Balochistan Compulsory Act 2014 Education non development budget should be increased as per requirement for the implementation of the ACT
	Provision of transport facility to the students where required by 2021	<u>OVI</u> Transportation provided to students <u>MOV</u> Strategy and road map notified Monitoring report Budget document	A. Provisions are ensured under Balochistan Compulsory Act 2014 A Mechanism in place engaging the community in implementation R. Budget constraints and lack of management capacity	Advocacy to meet the provision of Balochistan Compulsory Act 2014 Outsourcing of transportation to save high capital and maintenance costs.

Objectives	Key Targets	Indicators	Key Assumptions/	Risk Mitigation Strategy
	Awareness campaign on enhancement of girls' education	<u>OVI</u> Awareness enhanced Female enrolment enhanced <u>MOV</u> Repeated survey reports EMIS data	A. Mechanism to involve the community in place	
Provision of ALP opportunities to out of school children	Obtain data on out of school children of school going age by 2017.	<u>OVI</u> Data on out of school children obtained <u>MOV</u> EMIS database	A Survey conducted under access activity.	
	Establishment of 126 ALP centres and 152 NFE centers for 20% out of school children by June 2021 (phase wise)	<u>OVI</u> Requisite ALP centres established <u>MOV</u> Approved PC-1 and PC-IV Annual Public Sector Development Programme	A. Policy framework for ALP program at provincial level formulated and implemented A. Mechanism including specialized learning material, qualified trained teachers and certification has been developed and made available. A. stakeholders and communities are aware of ALP A. Training institute for ALP staff/teachers established	Capacity building Advocacy to provide funds Changes in rules of business to shift ALP to education department by transfer the relevant staff from social welfare to education department

Objectives	Key Targets	Indicators	Key Assumptions/	Risk Mitigation Strategy
			<p>R. Limited capacity to implement the program</p> <p>R. Financial constraints</p> <p>R. Overlap of mandate with social welfare department</p>	

Annex 1.2.1 Inclusive Education

Objectives	Key Targets	Indicators	Key Risks	Risk Mitigation Strategy
Create capacity to comprehend and implement inclusive education in schools	Promote ownership of inclusive education among community , Education Field Officers (EFOs) teachers and head teachers by 2017	<p><u>OVI</u></p> <p>Awareness plan prepared and implemented</p> <p><u>MOV</u></p> <p>Approved awareness plan</p> <p>Monitoring reports on implementation</p> <p>Feedback report on education managers'</p> <p>Progress report of EFOs</p>	<p>A. A policy regarding inclusive education has been framed and circulated to district for implementation.</p> <p>A. Introduction of inclusive education in schools enhances the participation and attitude towards diversity.</p> <p>R. Low priority to inclusive education continue due to low awareness and absence of support from the Politicians, communities and other stakeholders</p>	Monitoring and evaluation mechanism should measure the indicators of inclusive education
	Continuous Professional Development Programme for teachers on Inclusive Education by 2018.	<u>OVI</u>	A. The district will communicate the demand of inclusion of inclusive education concepts in courses designed	

Objectives	Key Targets	Indicators	Key Risks	Risk Mitigation Strategy
		Curriculum for training of teachers on inclusive education developed and included in CPD. <u>MOV</u> CPD document Teachers training reports.	for CPD to PITE in coordination with DOS. A. Education department conveys the need to HEC to include inclusive education in pre-service teacher education courses.	
	Ensure community and parental participation in promotion of inclusive education by 2017	<u>OVI</u> PTSMCs actively involved in promotion of Inclusive Education <u>MOV</u> Minutes of PTSMC meetings	R Low priority and traditional delays.	Regular follow up by the district to avoid delays
Implement inclusive education concepts in schools as per National Curriculum	Baseline study on school attitudes (students, teachers) on inclusiveness and demography of schools in comparison to community by Dec, 2016	<u>OVI</u> Study conducted <u>MOV</u> Study report	R. Poor internal capacity to undertake the task	Use external capacity within and outside the country to undertake the task
	Training of EFOs in monitoring and mentoring of inclusive education adoption in schools by March, 2017	<u>OVI</u> Training imparted to EFOs on monitoring and mentoring special needs services in targeted schools <u>MOV</u>		

Objectives	Key Targets	Indicators	Key Risks	Risk Mitigation Strategy
		Training reports Attendance sheets		

Annex 1.2.2 Disaster Risk Reduction

Objectives	Key Targets	Indicators	Key Risks	Risk Mitigation Strategy
Institutionalize a DRR plan for the institutions	Plan of action for risk prevention, reduction, preparedness and school safety based on PDMA guidelines by 2017.	<u>OVI</u> Plan prepared Training imparted to the teachers. Head teachers and EFOs Equipment provided to institutions <u>MOV</u> Approved plan Report of awareness sessions Report of teachers training Report of equipment distribution	A. DRR has been made part of the curriculum A. The plan developed by PDMA and school safety plan covers the responses of natural and human made disasters. It includes components on awareness, training and preparedness. R. A large number of actors in disaster management including the Provincial Disaster Management Authority (PDMA) working in isolation of the education department except when physical support required in disaster management	Coordination among all the actors working in the area of DRR be made with EFOs to prepare plan for DRR.

Annex 1.2: Improving Quality Education

Objectives	Key Targets	Indicators	Key Assumptions/Risks	Risk Mitigation Strategy
Curriculum disseminated to all key stakeholders	Preparation of a dissemination plan by Dec, 2016.	<u>OVI</u> Dissemination plan developed and approved by the competent authority <u>MOV</u> Approved plan	A. Basic document prepared by BOC&S A. Implementation in Collaboration with BOC&S, PITE and DOS is ensured for developing dissemination plan (Distribution of curriculum, Training of EFOs, Head teacher and teachers and feedback mechanism)	
Timely receipt of textbooks by students	Development of textbooks distribution plan including costing by Dec, 2016.	<u>OVI</u> Plan developed and approved by the competent authority <u>MOV</u> Approved District distribution plan	A. The DEO has prepared textbook distribution calendar. R. Delay in printing textbooks at provincial level. R. At provincial level no such distribution plan exists.	Provincial distribution plan to be developed in consultation with districts.
	Implementation of Textbooks distribution plan by March, 2017.	<u>OVI</u> 100% students and schools received textbooks as per their academic session's requirement each year. <u>MOV</u> Feedback report	R. Different climatic zones create bottlenecks in distribution of textbooks. R. Dependence on provincial authorities like BTBB and Directorate of Schools	Distribution plan should be developed as per academic session requirement and communicated to provincial authorities well in time. Strong follows up and tracks for receipt of books.

Objectives	Key Targets	Indicators	Key Assumptions/Risks	Risk Mitigation Strategy
	Establishment of Book banks at school level by 2017.	<u>OVI</u> Strategy to establish book banks at school level developed by 2017. General instruction (notification) issued by District officials and DOS <u>MOV</u> Copy of the order of DEA Strategy paper Copy of instructions issued by DOS and district officials Yearly Monitoring reports	A. Students and parents cooperation. A. The students and parents pressurize to get new books	Advocacy to maintain a book bank for the benefits of new class entrants to avoid the delay from provincial level.
	Development of monitoring system and complaint redressing mechanism for timely supply of textbooks to children by 2017.	<u>OVI</u> Monitoring system and complaint redressing mechanism developed. <u>MOV</u> Monitoring reports Complaint register	A. Timely supply of textbooks ensured by provincial stakeholders; A. Supply of textbooks to all children ensured as per academic requirement	

Objectives	Key Targets	Indicators	Key Assumptions/Risks	Risk Mitigation Strategy
Contribute to improvement of quality of textbooks	Development of Mechanism for annual collection of feedback on textbooks by 2017.	<u>OVI</u> Mechanism in place. <u>MOV</u> Reports on the basis of feedback mechanism	A. Feedback mechanism on textbooks has been developed by BOC in collaboration with DOS and BTBB and in consultation with district. R. Responsibility of redressing of any suggestions and anomalies and relevant changes to be incorporated in the new textbooks lies with provincial authorities	BTBB and Curriculum authority should consider and incorporate the suggestions in the textbook if valid.
Continuous professional development of teachers and head teachers	Carrying out a needs assessment for professional development of teachers and head teachers by June, 2017	<u>OVI</u> Need assessment of teachers and head teachers conducted. <u>MOV</u> Need assessment reports	A. Framework for needs assessment prepared by Directorate of Schools and PITE in consultation with district and divisional authorities. A. Needs assessment conducted to look into curriculum, assessments, methodology, SLO based subject contents, ECE and Multi-grade teaching aspects and needs.	
	Arrangement of district level trainings for teachers and head teachers in coordination with DOS and PITE by December 2018.	<u>OVI</u> Master trainers trained at provincial level by PITE. Cluster based CPD implemented.	A. PITE and BOC&S extend full cooperation. A. Education Department and Finance Department ensure funds for CPD.	

Objectives	Key Targets	Indicators	Key Assumptions/Risks	Risk Mitigation Strategy
		<u>MOV</u> Monitoring and progress reports. Training reports		
	District database of trainings developed to ensure monitoring and avoid reappearances of teachers in trainings by June, 2018.	<u>OVI</u> Database of trained teachers developed by DEMIS, EMIS and PITE on regular basis. <u>MOV</u> DEMIS, EMIS reports.	A. DEMIS, EMIS reports submitted to DOS, PITE and administrative department. A. CPD programme includes follow up. R. Influential teachers use teacher's association pressures to include their names in trainings.	CPD programme initiated in close collaboration with all the teachers associations.
Ensure teacher availability of all subjects for all schools.	Identification of shortage of subject wise teachers by Dec, 2016.	<u>OVI</u> Shortage of subject wise teachers' identified by schools and district authorities. <u>MOV</u> Evaluation report.	A. Evaluation to look into arts, science and computer science streams and use standards and ratios identified in BESP. A. Establish balance between demand (schools) and supply (pre-service training institutions & recruitment agencies) aspects.	
	Development of redeployment plan of teachers on the basis of rationalization by June 2017.	<u>OVI</u>	R. Resistance from teacher association to support the teachers on dislocation	Implementation of the plan taking into confidence the teacher association

Objectives	Key Targets	Indicators	Key Assumptions/Risks	Risk Mitigation Strategy
		<p>Policy for rationalization of teachers developed and approved by DEA</p> <p>Teachers' rationalization plan developed.</p> <p>Teachers' rationalization plan implemented.</p> <p><u>MOV</u></p> <p>Approved rationalization policy</p> <p>Approved rationalization plan.</p> <p>Implementation report.</p>	<p>A. Provincial government coordinates the process with districts.</p>	
Elimination of Teacher absenteeism	Carry out regular inspection to reduce teacher's absenteeism using ICT approaches by 2018.	<p><u>OVI</u></p> <p>Inspection and monitoring of teachers conducted by using ICT approaches regularly.</p> <p><u>MOV</u></p> <p>Inspection and monitoring reports.</p>	<p>A. Inspection and monitoring plan will help minimize the absenteeism of teachers in schools.</p> <p>R. Political influence and pressure of teacher association may impede the desired objectives</p>	Political will is required to follow the rules.
	Operationalization of Strong inspection function by 2018.	<p><u>OVI</u></p>	<p>R Political influence and pressure of teacher association</p>	Political will is required to follow the rules.

Objectives	Key Targets	Indicators	Key Assumptions/Risks	Risk Mitigation Strategy
		Inspection plan developed and approved by DEA Inspection plan implemented MOV Approved Plan Monitoring and follow up reports	may impede the desired objectives A. Implementation of inspection plan includes follow up.	
	Recruitment of replacement teacher to fill in for teachers on official leave (as and when required) by 2018.	OVI Policy and plan to recruit replacement teachers <u>MOV</u> <u>Approved Plan for recruitment</u>	R. Availability of required funds A. Pool of unemployed graduates established at local level for hiring as replacement teacher	Advocacy for allocation of fund in regular budget
Ensure an effective and regular formative and summative assessment in all schools	Training of head teachers and teachers on curriculum based assessments by 2019.	<u>OVI</u> All teachers and head teachers trained in quality based assessment. Feedback mechanism established <u>MOV</u> Training, progress and feedback reports	A. Planning for training is coordinated with PITE who develop and implement the training programme.	

Objectives	Key Targets	Indicators	Key Assumptions/Risks	Risk Mitigation Strategy
	Ensure all the schools conduct formative and summative assessments by 2019.	<u>OVI</u> Regular monitoring of formative and summative assessments conducted by EFOs. <u>MOV</u> School results profile Monitoring report		
	Prepare database of formative & summative assessments in coordination with schools by 2019.	<u>OVI</u> Information in EMIS included through addition of relevant questions. <u>MOV</u> EMIS and DEMIS Reports.	A. EMIS & DEMIS include subset of quality of assessments data in their proforma. R. Dearth of qualified human resource at district level	Training to staff in the relevant field
	Analyse data of formative & summative assessments and provide feedback to schools by 2019	<u>OVI</u> All district officials and head teachers trained in analysis of assessment data. Assessment results analysed by district officials and head teachers and conveyed to DOS on regular basis.	A. DOS provides feedback on assessment results to district and schools regularly. R. Dearth of qualified human resource at district and provincial level to take up this huge task.	Induct qualified human resource for analysis of assessment results or outsource the task.

Objectives	Key Targets	Indicators	Key Assumptions/Risks	Risk Mitigation Strategy
		<u>MOV</u> Training and progress reports. Analytical report on assessments. EMIS, DEMIS reports.		
	Develop and implement vigilance and monitoring system to control cheating in exams conducted by districts by 2017.	<u>OVI</u> Vigilance & monitoring system developed and introduced in the district. Rules for conduct of examination framed and approved <u>MOV</u> Monitoring and feedback reports. Copy of rules	A. District administration to extend maximum cooperation to eradicate cheating in exams.	

Objectives	Key Targets	Indicators	Key Assumptions/Risks	Risk Mitigation Strategy
	Create political and social support to control cheating by 2017.	<u>OVI</u> Advocacy and awareness campaign designed and implemented. <u>MOV</u> Advocacy materials, workshop and seminar reports, media clipping.	A. Advocacy and awareness campaign include corner meetings, workshops, and seminars at district level. A. Electronic and print media used for advocacy and awareness. A. Community is mobilized to cooperate in curbing the cheating menace.	
Ensure conducive learning environment in all schools	Prepare school development plan for all schools by December 2016.	<u>OVI</u> School development plans prepared. <u>MOV</u> Progress reports. Approved School development plans	A. Head teachers develop district plans in collaboration with DEO office.	
	Provision of additional classrooms in overcrowded schools by 2018.	<u>OVI</u> PC-1 prepared and submitted to DOS.	R. Budget constraints R. capacity of District office to prepare PC1	Advocacy to increase financial resources CPD to enhance the capacity of District office

Objectives	Key Targets	Indicators	Key Assumptions/Risks	Risk Mitigation Strategy
		Additional classrooms constructed and functionalized in overcrowded schools. <u>MOV</u> Budget release. PC-1s. PC-IVs DEMIS report.		
	Provision of non-salary budget to maintain classrooms by 2018	<u>OVI</u> Funds available for regular maintenance and repair of existing classrooms. <u>MOV</u> Budget release	A. Non-salary budgetary need for schools identified. R Budget constraints	Advocacy to increase financial resources
	Provision of all required physical facilities in the schools and replenishment of consumable facilities by 2018.	<u>OVI</u> Required physical facilities needed in schools ascertained and listed. Cost estimates prepared for provision of physical facilities	A. Plan for replenishment of physical facilities prepared by DOS in consultation with district education offices. R. Budget constraints	Advocacy to increase financial resources

Objectives	Key Targets	Indicators	Key Assumptions/Risks	Risk Mitigation Strategy
		<p>and conveyed to province through district administration.</p> <p><u>MOV</u></p> <p>List of required facilities.</p> <p>Cost estimates.</p> <p>Budget release.</p> <p>Progress reports.</p>		
	<p>Improve learning environment and mentoring practices/approaches in all schools by December 2017.</p>	<p><u>OVI</u></p> <p>Training in techniques of mentoring/peers approach provided to the teachers.</p> <p><u>MOV</u></p> <p>Training and progress reports.</p>	<p>A. Training to be provided through cluster based approach.</p>	
	<p>Introduce effective and collaborative management practices among teachers and head teachers in all schools by December 2017.</p>	<p><u>OVI</u></p> <p>Regular meetings of staff and head teachers convened in all schools.</p> <p><u>MOV</u></p> <p>Minutes of meetings.</p>		

Objectives	Key Targets	Indicators	Key Assumptions/Risks	Risk Mitigation Strategy
	Provision of non-salary budget for conducting co-curricular activities for the schools by 2018.	<u>OVI</u> Budget is allocated for co-curricular activities for all schools. <u>MOV</u> Non-development budget document. Budget release.	A. Provision of non-salary budget and its transparent utilization improve the quality of education.	
	Conduct regular co-curricular activities in all schools by December 2016.	<u>OVI</u> Plans prepared for co-curricular activities in schools by head teachers and submitted to DEO office. School clubs established in all schools. <u>MOV</u> Notification of week reserved for co-curricular activities. School clubs activity reports. Co-curricular plans.	A. Students receive training in school from the civil defense officials, health officials and D.R.R. A. Students get recruited/registered as boy scouts and girl guides.	

Objectives	Key Targets	Indicators	Key Assumptions/Risks	Risk Mitigation Strategy
		<p>Students' participation lists and prize distribution day report.</p> <p>Physical monitoring and visits of schools and visit reports</p>		
	<p>Prepare and conduct awareness campaign against corporal punishment by December 2017.</p>	<p><u>OVI</u></p> <p>Awareness campaign designed and implemented.</p> <p>Electronic and paper media taken on board for the purpose of advocacy and awareness.</p> <p><u>MOV</u></p> <p>Advocacy materials, workshop and seminar reports, media clipping.</p>	<p>A. Advocacy and awareness campaign include corner meetings, workshops, and seminars at district and school levels.</p>	
	<p>Ensure eradication of corporal punishment from all schools in the district by December 2017.</p>	<p><u>OVI</u></p> <p>Orders of the provincial education department about eradication of corporal punishment strictly followed by all the schools.</p> <p>Effective monitoring system in place for eradication of corporal punishment in all schools.</p> <p><u>MOV</u></p>	<p>A. Community cooperate in eradication of corporal punishment, if found necessary, actions should be conveyed to competent authority.</p> <p>A. PTSMCs to be involved in the monitoring process along with the EFOs.</p>	

Objectives	Key Targets	Indicators	Key Assumptions/Risks	Risk Mitigation Strategy
		Office order and notifications. Monitoring reports and complaints received and redressed.		
Counselling for students of middle to higher secondary schools for better career choices	Develop Counselling Units at district levels by December 2017.	<u>OVI</u> _Plan for introduction of district counselling units approved and implemented <u>MOV</u> Approved plan Monitoring reports	A. Counselling framework prepared in consultation with potential employers and higher education authorities.	
	Training of Head teachers in counseling by December 2017.	<u>OVI</u> Training imparted to head teachers <u>MOV</u> <u>Training reports</u>		
Ensure availability of functional libraries and laboratories in all schools	Establish new libraries in schools (where needed) and make functional the existing school libraries by 2018.	<u>OVI</u> Functional libraries in all schools.	A. Standards and benchmarks prepared and notified on use of libraries. A. Funds are released for replenishment of libraries	

Objectives	Key Targets	Indicators	Key Assumptions/Risks	Risk Mitigation Strategy
		Funds provided to establish new libraries in all schools. <u>MOV</u> Libraries functionalized Budget release. Library registers.	A. Sustainability ensured by allocating funds in non-development/recurring budget. R Teachers will hesitate to perform additional duty	Training and incentive to the teacher in-charge of library.
	Ensure laboratories in existing schools are functional by 2018.	<u>OVI</u> Functional laboratories in all schools <u>MOV</u> Monitoring reports on laboratories	A. Standards and benchmarks prepared and notified on use of and replenishment of laboratories. A Funds are released for replenishment of laboratory material	

Annex 1.2.1: Early Childhood Education

Objectives	Key Targets	Indicators	Key Risks	Risk Mitigation Strategy
Introduce Early Childhood Education in the district	Aware the stakeholders of ECE Policy by Dec, 2016.	<u>OVI</u> Awareness raising program of ECE developed <u>MOV</u> Report of awareness sessions	A. The provincial government has developed a policy on ECE and circulated to the district. A. DOS coordinates with the district and divisional levels in preparation of awareness campaign	
	Introduce ECE in at least 85 (30%) existing schools by 2017.	<u>OVI</u> PC-1 prepared and submitted to DOS Development budget allocated in the PSDP for establishment of ECE classes in schools. <u>MOV</u> Approved criteria for selection of schools Approved PC-1 Annual Budget Book	A. Budget for ECE allocated by the government of Balochistan A. 50% primary schools with existing/available classrooms and 50% for construction of new classes (60% boys & 40% girls) identified for introduction of ECE. A. ECE classes are being monitored R. Low current capacity and comprehension of ECE among teachers, teacher.	Inclusion of ECE related courses in pre-service and in service teacher trainings. Workshops on ECE with teachers, head teachers and field officers in districts.
	All new schools to have ECE set ups by 2018.	<u>OVI</u> Policy approved for new schools <u>MOV</u> Approved PC-1s	A. Funds are available.	

Objectives	Key Targets	Indicators	Key Risks	Risk Mitigation Strategy
	Recruitment of staff in selected schools by 2018.	<u>OVI</u> SNE for the recruitment of teaching and non teaching staff prepared and submitted to DOS Recruitment process of teachers completed phase wise Required teachers deployed <u>MOV</u> Approved SNE List of recruited teachers EMIS report	A. Funds are available	
	Organize Training of teachers on ECE concepts by 2018.	<u>OVI</u> ECE teacher Training plan approved <u>MOV</u> Approved plan. ECE teachers training report. List of trained teachers	A. PITE has developed the training modules based on ECE curriculum. A. PEACE/BOC has developed the Standards and tools for assessment of ECE classes. R. Non provision of ECE budget may hamper the activity	Advocacy at provincial level for provision of financial resources.

Objectives	Key Targets	Indicators	Key Risks	Risk Mitigation Strategy
	Ensure community and parental participation in ECE by July 2017	<u>OVI</u> Resource person nominated and list submitted to PITE Training plan prepared Training imparted to PTSMCs <u>MOV</u> List of resource persons Training Plan Training reports	A. the education department has notified ToRs of PTSMC members with reference to ECE. A. PITE has developed Training packages for capacity building of PTSMCs in ECE context.	Over haul of the community support system in education in Balochistan
School health and nutrition services for ECE children	Health awareness of parents, teachers and students by 2018	<u>OVI</u> Health awareness programme developed <u>MOV</u> Approved awareness plan Implementation/monitoring reports	A. Awareness programme developed by Health Department (PPHI) in consultation with Department of Education R. No existing coordination mechanism between the Departments of Education and Health.	Institutionalise a coordination mechanism between health and education departments

Objectives	Key Targets	Indicators	Key Risks	Risk Mitigation Strategy
	Development of student health profile by 2018	<u>OVI</u> Health profile developed <u>MOV</u> Database of health profile (EMIS data)	A Health screening process employed by PPHI in coordination with the Department of Health.	
ECE support and monitoring	Training of EFOs in monitoring and mentoring of ECE teachers by 2018	<u>OVI</u> Mentoring and monitoring plans initiated. <u>MOV</u> List of Trainees Training reports.	A EFOs trained in monitoring of ECEs	

Annex 1.3: Governance & Management

Objectives	Key Targets	Indicators	Assumptions/Key Risks	Risk Mitigation Strategy
Capacitate the district to function effectively in the newly decentralised framework.	Capacitate DEA and DEG to function effectively by 2017.	<p><u>QVI</u></p> <p>DEA and DEG orientated on their powers, responsibilities and functions.</p> <p><u>MOV</u></p> <p>Report on orientation sessions</p>	<p>A DEA and DEGs function as oversight bodies for implementation of DEDP.</p> <p>A. Linkages among DEA, DEG and district counsel (local government) strengthened for the improvement of education.</p> <p>R Strong resistance by teachers association and political pressures to change the status quo</p> <p>R The recommendation made by DEA and communicated to the province are not actively responded.</p> <p>R Lack of coordination at school-cluster, cluster-district and district-province level</p>	<p>Teachers' associations, political leadership, civil society and media are involved to dilute the pressures.</p> <p>Teachers' associations will be positively engaged in the reform process.</p> <p>At provincial level the advisory committee/oversight committee should bound the provincial stakeholders to provide immediate feedback on the recommendations made by district authorities coordination mechanism will be strengthened through enforcement</p>
	District Education Offices function as effective secretariats to DEA and DEG by 2017	<p><u>QVI</u></p> <p>Capacity of EFOs developed on functioning the DEO office as secretariat to DEG and DEA</p> <p><u>MOV</u></p>	<p>The secretariat to DEG and DEA prepares agendas, working papers for the meetings of the forums and issue minutes of the meetings.</p>	

Objectives	Key Targets	Indicators	Assumptions/Key Risks	Risk Mitigation Strategy
		Training reports		
	Ensure effective functionality of clusters by 2017	<u>OVI</u> Clusters made functional <u>MOV</u> Reports on cluster activities	A. Clusters established and responsibilities notified	
	Training of Drawing and Disbursing Officers at the Cluster Level 2018.	<u>OVI</u> Trainings for DDOs conducted <u>MOV</u> Training reports		
Multi-stakeholder involvement in improvement of education in the district	Formal engagement of Teachers' Association in implementation of District Plan by Sep 2016.	<u>OVI</u> Active participation of Teachers Association representatives in DEG for planning, implementation and monitoring. <u>MOV</u> Minutes of the meeting	A. Teachers voice is confirmed in implementation of DEDP A. The district education department have contacted the provincial government to define the role of Teacher Association R. Teachers association not oriented to, nor trained for, reform process	The provincial government and districts take effective measures in collaboration with Teacher Associations and help them to transform their role as Association.
	Revitalization of existing PTSMCs as per agreed framework by December 2016.	<u>OVI</u> Existing PTSMCs operationalized by EFOs through the approved process	A. Terms of reference for PTSMCs are revised. Trainings provided to PTSMCs.	

Objectives	Key Targets	Indicators	Assumptions/Key Risks	Risk Mitigation Strategy
		<p>Training imparted as per TORs contained in Balochistan compulsory Education Act 2014,</p> <p><u>MOV</u></p> <p>Progress report on revitalization of PTSMCs</p> <p>Training report</p>		
	Formation and strengthening of 283 PTSMCs on the basis of frame work by December 2021.	<p><u>OVI</u></p> <p>Remaining PTSMCs formed by EFOs through the approved process.</p> <p>Existing PTSMCs Strengthened</p> <p>Training imparted as per TORs contained in Balochistan compulsory Education Act 2014.</p> <p><u>MOV</u></p> <p>Progress report of PTSMCs Formed</p> <p>Training report</p>		
	PTSMC Monitoring mechanism in place by June 2018	<p><u>OVI</u></p> <p>Tools developed by education department.</p>	R. Slow process in developing the tools by the relevant organization	The process should be accelerated to improve the monitoring of institutions

Objectives	Key Targets	Indicators	Assumptions/Key Risks	Risk Mitigation Strategy
		<u>MOV</u> Tools available Monitoring reports		
Overall capacity development of District Education Offices	Implement the recommendations of Capacity Development Plans developed in 2014 by 2017	<u>OVI</u> Capacity development plan implemented <u>MOV</u> Implementation reports	A. Implementation of CD Plan includes restructuring and revised job descriptions	
	Building the capacity of managers by March 2017	<u>OVI</u> Training modules in accordance with JDs developed in collaboration with Directorate of professional development. Training imparted to all EFOs. <u>MOV</u> Modules Training Reports	A. The Directorate of Professional Development has already developed a training programme.	
Effective Planning and Management at District level by using data	Training of EFOs in data use by 2017.	<u>OVI</u> Training and awareness plan prepared Training imparted on data use	R. A culture of oral information relay and low data use impedes the shift	Direction on data use by the District Education Authority (DEA)

Objectives	Key Targets	Indicators	Assumptions/Key Risks	Risk Mitigation Strategy
		<u>MOV</u> Training reports		
Strengthening DEMIS to provide comprehensive qualitative data with analysis as per user needs	Ensure availability of data of all institutions with DEMIS by Dec 2016.	<u>OVI</u> DEMIS database developed <u>MOV</u> EMIS report	R. Limited data on quality produced	Indicators for quality developed including SLOs, as assessed by PEAC and teacher training.
Effective monitoring and evaluation of district education development plans by District Education Officers	District education offices effectively use indicators given in District Education development Plan by 2017.	<u>OVI</u> Indicators used <u>MOV</u> Operational plans and monitoring reports Minutes of DEG and DEA meetings.	A. By using monitoring and evaluation tools the performance of institutions improves resultantly the realistic planning and management is in place R. Weak mechanism of monitoring and evaluation that depends mostly on input related partial information.	An output and outcome based monitoring and evaluation process will be invigorated through CPD programs
More efficient Financial Management at the district level	Ensure optimum utilization of all available funds by district DDOs and check and balance mechanism in place through DEA by 2018.	<u>OVI</u> All DDOs trained on PIFRA Rules Check and balance mechanism developed and implemented <u>MOV</u> Training reports	A. PIFRA authorities cooperate to train district specified stakeholders A. The ToR of DEA are revisited and monitoring of utilization of funds incorporated R. As the DEA is not aware of the funds allocated through	Well informed mechanism will be developed for utilization of all incoming funds e.g. parliamentarian, PSDP, Donors/NGOs and other sources etc. to ensure its proper utilization by DEA.

Objectives	Key Targets	Indicators	Assumptions/Key Risks	Risk Mitigation Strategy
		Mechanism notification	PSDP and other sources, therefore appropriate utilization of funds cannot be ensured	
	More transparent allocation and expenditure of finances by 2018	<u>OVI</u> Availability of monthly accounts on website of the education department <u>MOV</u> Website of the Department of Secondary Education	A. District government has its own website.	
Effective School Management	Training of Head teachers in school management by June, 2017.	<u>OVI</u> Training imparted to head teachers <u>MOV</u> Training reports		
	Ensure school based planning and budgeting by Dec, 2017.	<u>OVI</u> School development plans approved <u>MOV</u> Approved School Development plans		
Establishment of Linkages with madrassas and private schools	Implement the policy of linkages with madrassas communicated by the province.	<u>OVI</u>	R. slow process in developing the policy framework is effecting the coordination	Expedite the process of developing policy framework

Objectives	Key Targets	Indicators	Assumptions/Key Risks	Risk Mitigation Strategy
		District education department implemented the policy framework in letter and spirit <u>MOV</u> Policy framework Report of implementation	among public, private and madrass	
Introducing Gender balanced management approach in district management	Introducing gender awareness campaign by December 2017.	<u>OVI</u> communities including teachers sensitized The assignment of capacity building of female accomplished <u>MOV</u> Reports of seminars and trainings	R. Resistance by the officials in power. R. Non provision of conducive environment to females to work	Strong and regular messages from the department
	Provision of special facilities for female workers in offices by December 2017.	<u>OVI</u> Needs assessed Planning made and proposals submitted to the department <u>MOV</u> Need assessment report	R. Budget constraints	Advocacy to meet the target set in DEDP

Objectives	Key Targets	Indicators	Assumptions/Key Risks	Risk Mitigation Strategy
	Establish day care centres for female officials by December 2017.	<u>OVI</u> Needs assessed Planning made and proposals submitted to the department <u>MOV</u> Need assessment report Physical inspection of facilities	R. Budget constraints	Advocate the government machinery to meet the targets set in DEDP

Annex 2: Implementation Matrices

Annex 2.1: Access and Equity

Purpose	Results	Activities	Cost (In Million Pak Rs.)	Timeframe					Responsibility
				2016-17	2017-18	2018-19	2019-20	2020-21	
Provision of primary education opportunities to every settlement of district	68 new primary schools established as per government policy of by June 2021	Develop a criterion for selection of site for opening of primary schools		X	X	X	X		DOS/Edn Deptt
		Identify locations without primary schools through EFOs by December 2016		X	X				DOS/DEO
		Prepare phase wise implementation plan in collaboration with education department			X	X	X	X	DOS, C&W Deptt, Education Deptt, DEO
		Recruit local teachers as per government policy by December every year			X	X	X	X	DOS/DEO
Remove school availability gaps		Develop a criterion and prioritize selection of		X					DOS/DEA/Edn Deptt

Purpose	Results	Activities	Cost (In Million Pak Rs.)	Timeframe					Responsibility
				2016-17	2017-18	2018-19	2019-20	2020-21	
at primary to middle, middle to secondary and secondary to higher secondary level	22 primary schools upgraded to middle level by June 2021	primary school for up-gradation							
		Prepare an up-gradation plan in consultation with DOS		X					DOS/DEA
		Implement the plan in phases by December every year		X	X	X	X	X	DOS/DEA
		Preparation of SNE and submit to DOS		X					DOS/DEO
		Recruitment of Teachers by December every year starting from 2017			X	X	X	X	DEO/DOS
		Infrastructure Cost							
	2 middle schools upgraded to secondary level by June 2021	Develop a criterion and prioritize selection of middle school for up-gradation		X					DOS/DEA

Purpose	Results	Activities	Cost (In Million Pak Rs.)	Timeframe					Responsibility
				2016-17	2017-18	2018-19	2019-20	2020-21	
		Preparation an up-gradation plan in consultation with DOS		X					DOS/DEA
		Preparation of SNE and submit to DOS		X					DOS/DEO
		Recruitment of Teachers by December every year			X	X	X	X	DOS/DEA
		<i>Infrastructure Cost</i>							
	2 high schools upgraded to higher secondary level by June 2021.	Develop a criterion for the selection of high schools for up-gradation Oct 2016		X					DOS/DEA
		Prepare and submit SNE to DOS for creation of essential staff by December every year			X	X	X	X	DOS/DEA
		Deployment of Teachers			X	X	X	X	DOS/DEA

Purpose	Results	Activities	Cost (In Million Pak Rs.)	Timeframe					Responsibility
				2016-17	2017-18	2018-19	2019-20	2020-21	
Optimum utilization/ Rationalization of existing schools	Teachers deployment rationalized in schools to ensure optimum utilization by Oct, 2016	Conduct survey of teacher deployed in schools		X					DEO
		Develop a strategy for rationalization		X					DEA
	Awareness campaign launched in the district with underutilized institutions by December , 2017	Prepare plan for awareness campaign in consultation with local PTSMCs by Dec, 2016		X					DEA/PTSMCs
		Implement plan of awareness campaign with assistance of PTSMCs			X	X	X	X	DEA/PTSMCs
Increase number of classrooms up to 5 rooms in primary schools (where required)	27 (15%) of 2 rooms and 4 (10%) of one room primary schools upgraded to 5 rooms schools (where required) by June 2021.	prepare plan for construction of additional rooms in 27 primary schools having 2 rooms and 4 having 1 room, as government policy (phase wise)		X					DEA/DOS

Purpose	Results	Activities	Cost (In Million Pak Rs.)	Timeframe					Responsibility
				2016-17	2017-18	2018-19	2019-20	2020-21	
		Submit the Plan to DOS for approval		X					DEA, DEO, DOS
		Implement plan as per approval		X	X	X	X	X	C&W Deptt, DEA, Edn Deptt
Reduce economic and social barriers to school entry and continuation	One school meal provided to the students in all schools by June 2021	Prepare school meal plan and submit to education deptt		X					DEA /DOS
		Implement the plan as approved			X	X	X	X	DEO
	Stationery provided to the students in all schools by 2021	Prepare plan and submit to education deptt			X				DEA/DOS
		Implement the plan as approved				X	X	X	DEO

Purpose	Results	Activities	Cost (In Million Pak Rs.)	Timeframe					Responsibility
				2016-17	2017-18	2018-19	2019-20	2020-21	
	Transport facility provided to the students where required by June 2021	Identify schools for the Provision of transport		X					DEA/DEO
		Prepare plan for provision transport to the students and submit to DOS			X			DEA	
		Implement the plan as approved by by the government				X	X	X	DOS/DEO
		Conduct monitoring and evaluation of the plan				X	X	X	DEA/DEO
	Awareness campaign on enhancement of girls' education conducted by 2018	Prepare plan to launch awareness campaign in the district		X					DEA/PTSMCs
		Implement the awareness campaign				X			DEA/DEO/PTSMCs
		Develop a feedback mechanism				X	X	X	DEA/DEO

Purpose	Results	Activities	Cost (In Million Pak Rs.)	Timeframe					Responsibility
				2016-17	2017-18	2018-19	2019-20	2020-21	
Provision of ALP opportunities to out of school children	Data on out of school children of school going age obtained by 2017.	Obtain data of out of school children from available sources		X					DEA/DEO
	126 ALP centres established by June 2021 (phase wise)	Prepare a plan to establish ALP centers (phase wise)		X					Edn: Deptt/DOS/DEA
		Conduct awareness sessions with communities/PTSMCs			X				DEA/DEO
		Establish 152 NFE centres to provide access to 20% out of school adolescents			X				DOS/DEA / NEF

Cost In Billions (PKR)						
	Total	Y1	Y2	Y3	Y4	Y5

Total Access and Equity						
Recurrent:						
Primary						
Middle						
High						
NFE Teachers						
Development Cost						
Construction (New Bldg/Add: Rooms):						
<i>Primary Schools</i>						
<i>Middle Schools</i>						
<i>High Schools</i>						
<i>NFE Schools</i>						
<i>Additional Rooms (P+M+H)</i>						

Material Cost (30% construction Cost)						
Teachers Training						
Text Books						
System Strengthening Cost						
Total Access and Equity						

Annex 2.1.1: Inclusive Education

Purpose	Results	Activities	Cost (In Million Pak Rs.)	Timeframe					Responsibility
				2016-17	2017-18	2018-19	2019-20	2020-21	
Create capacity to comprehend and implement inclusive	Education Field Officers (EFOs), DEA members, teachers and head teachers have understanding	Prepare plan for awareness	Minimal Cost	X					DOE/ DEA/Edn Deptt
		Conduct seminars and workshops			X				DEA/DOS/PITE

Purpose	Results	Activities	Cost (In Million Pak Rs.)	Timeframe					Responsibility
				2016-17	2017-18	2018-19	2019-20	2020-21	
education in schools	and ownership of inclusive education by June 2017.	Conduct monitoring and obtain Feedback from attendees of the awareness process	Minimal Cost		X				DEO/PITE
	Continuous Professional Development Programme for teachers on Inclusive Education developed by 2018	Develop curriculum for training of teachers on inclusive education		X					PITE/DEO
		Ensure inclusion of curriculum on inclusive education in CPD		X					DEO/BOCS/BTBB/DOS
	Community and parental participation ensured in inclusive education by 2017.	Revisit ToRs of PTSMCs and suggest the education deptt to cover inclusive education in the ToRs		X					DOE/DEA
		Conduct Training for capacity building of PTSMCs in context of inclusive education.			X				DEO/PITE
		Conduct monitoring and reporting	Cost to be covered under PTSMCs capacity building program			X			
Implementation of inclusive education	Baseline study on Participation of excluded population	Terms of reference to provide facilities in schools.	Minimal Cost	X					DOE/DOS /PITE

Purpose	Results	Activities	Cost (In Million Pak Rs.)	Timeframe					Responsibility
				2016-17	2017-18	2018-19	2019-20	2020-21	
concepts in schools	in schools carried out. by Dec, 2016								
	Training of EFOs in monitoring and mentoring of inclusive education adoption in schools conducted by March, 2017	Conduct training on inclusive education for the teachers and field staff			X				DEO/PITE
		Conduct monitoring and feedback			X				DEO/PITE

Cost in Billions Pak Rs.						
Total Estimated Cost	0.130	0.005	0.025	0.042	0.042	0.017
Material Cost						
Training Cost						
Other development Cost						

Annex 2.1.2: Disaster Risk Reduction (DRR)

Purpose	Results	Activities	Cost (in Million Pak Rs.)	Timeframe					Responsible
				2016-17	2017-18	2018-19	2019-20	2020-21	
Institutionalize a DRR plan for the institutions	Plan developed for risk prevention, reduction, preparedness and school safety based on PDMA guidelines by June 2017.	Prepare a DRR plan in consultation with DEA, EFOs and head teachers		X					DEO/DEA/PDMA
		Organize awareness sessions with students, head teachers, community and teachers		X					DEO/Head teachers
		Organize training for the teachers, head teachers and EFOs on DRR	Cost to be covered under Governance and Management	X					DEO/PITE
		Provide necessary equipment to schools	Cost to be covered under Governance and Management		X				DOS/DEO
		Implement DRR Plan by June, 2017	Cost to be determined by CD plan		X				DEA/DOS/DEO

Total DRR Cost						
	Total	Year 1	Year 2	Year 3	Year 4	Year 5
Total DRR Cost in Billions (Pak Rs.)						

Annex 2.2 : Quality Education

Purpose	Results	Activities	Cost (in Million Pak Rs.)	Timeframe					Responsible
				2016-17	2017-18	2018-19	2019-20	2020-21	
Curriculum disseminated to all key stakeholders	Dissemination plan developed in collaboration with BOC &S by Dec 2016	Team set up for preparation of dissemination plan		X					BOC/DOS/DOC/DEA/DEO
		Approval of plan by the DEA by Aug 2016		X					DEA
		Awareness workshops at clusters level for all educational levels and EFOs			X				BOC/DOS/DOC/DEO
		Follow up of curriculum dissemination			X				DEO
Timely receipt of textbooks by students	Textbooks distribution plan developed including costing of transportation by Dec, 2016.	Develop Textbook Distribution Calendar		X					DEO/DOS
	Textbooks distribution plan implemented by March, 2017.	Distribution of textbooks as per calendar			X				DEO/DOS

	Book bank established at school level by 2017.	Provision of space/furniture (Almirah) by head teacher			X				DEO/Head Teacher/PTSMC
		Awareness to teachers and students			X				Head Teacher/PTSMC
		Formation of committee at school level for preparation of procedures			X				Head teacher
		Monitoring by Head teachers and EFOs			X	X	X	X	DEO/Head Teacher
Contribute to improvement of quality of textbooks	Mechanism for annual collection of feedback on textbooks developed by 2017.	Monitoring, Complaint and redressing mechanism established for timely supply of textbooks to the children by 2017.	Develop a monitoring mechanism involving EFOs and respective head teachers to ensure timely supply of textbook to the students by Dec, 2016.			X			Head Teacher PTSMCs, EFO, and EMIS
		Establish Complaint and redressing mechanism at school and , DEO, level			X				DEO/Head Teacher/EMIS
		Develop mechanism for annual feedback collection on textbooks			X	X	X	X	DEO/BTBB/BOCS

Continuous professional development of teachers and head teachers	Carried out a needs assessment for professional development of teachers and head teachers by June, 2017.	Need assessment of teachers and head teachers on sampling basis		X					DEO/PITE
	District level trainings for teachers and head teachers arranged in coordination with DOS and PITE by June, 2018.	Training of master trainer through PITE			X				PITE/DOS/DEO
		Training of teachers and head teachers by adopting cluster approach by December			X				PITE/DOS/DEO
	District data base of trainings developed to ensure monitoring and avoid reappearances of teachers in trainings by June, 2018.	Develop the Database of trained teachers at district level by DEMIS			X				DEO/DEMIS
Ensure teacher availability in all Subjects for all schools	Subject wise Shortage of teachers identified by Dec, 2016.	Identify subject wise shortage of teachers		X					Head teachers, DEO
	Redeployment plan of teachers developed on the basis of rationalization by June, 2017.	Develop a Policy for rationalization of teachers redeployment in coordination with DOS		X					DEO/DEG
		Prepare rationalization plan of teachers deployment		X					DEA

		Approval by the DEA		X					DEO/DEA	
		Implementation of plan			X				DEA	
Elimination of Teacher absenteeism	ICT approaches developed to reduce teachers absenteeism by 2018.	Monitoring of ICT Implementation of inspection function y			X				EDO/DOS	
	Strong inspection function operationalized by 2018	Develop Inspection plan		X					DEO	
		Implement the inspection plan				X				DEO, DEA
	Pool of replacement teachers established to fill in for teachers on official leave (as and when required) recruited by 2018	Establish a pool of unemployed graduates at local level for hiring as replacement teacher		X						Education Deptt/DEO
		Develop a strategy for recruitment of replacement teachers				X				DOS/DEO

Ensure an effective and regular formative and summative assessment in all schools	All teachers and head teachers trained in formative and summative based assessment by 2019.	Prepare a plan for teachers, head teachers, EFOs to participate in the training on assessment conducted by PITE	<i>Cost included in CPD Plan</i>	X					DEA/PITE/BEAC
		Implement the training plan			X				DEO/PITE
		Follow up of the trainings			X				DEO/PITE
		Review the inspection Performa to include assessment indicator			X				PITE
	All the schools conducted formative and summative assessments by 2019.	Preparation of monitoring mechanism		X					DEO/BOCS
		Implementation of monitoring plan			X				DEO/BOCS
	Data base of formative and Summative assessments in coordination with all schools developed by 2019	Establish database of formative and summative assessments in coordination with DEMIS by June			X				DEO/DEMIS

Data Analysis of formative & summative assessments made and feedback provided to schools by 2019.	Training of EFOs and head teachers in analysis of assessment data			X				PITE
	Analysis of assessment result by DEO and head teachers			X				DEO/DEMIS
	Submit the result to DOS			X				DEO/Head Teacher
Curriculum based summative assessment of class V and VIII ensured by 2017	Training to all paper setters of class V and VIII in curriculum based summative assessments by 2017.			X				PITE/BEAC
Vigilance and monitoring system to control cheating in exams developed and implemented by 2017.	Develop Vigilance & monitoring system		X					DEO/DEA
	Implement Vigilance & monitoring system in all district level exams by			X				DEO/DEA
Political and social support created to control cheating by 2017.	Prepare a plan to obtain political and social support for control of cheating		X					DEO/DEG

		Launch advocacy and awareness campaign for control of cheating in the institutions by			X				DEO/Head Teacher
		Mobilize the community against cheating through electronic and print media			X				DEO/DOS
Ensure conducive learning environment in schools	School development plan prepared for all schools by Dec, 2016.	Conduct training for DEO and head teachers for preparation of school development plan		X					DOS/DOC/PITE
		Prepare school development plan as per standard format	<i>(Should also be included in Governance)</i>						Head Teacher
		submit the plan to DEA		X					Head Teacher
	Additional classrooms in overcrowded schools constructed by 2018.	Mapping of school population and physical facilities through PTSMCs		X					DEO/Head Teacher/PTSMC
		Prepare PC-1 For additional classroom in overcrowded schools			X				DEO

	Submit PC-1 for approval			X				DEO
Non salary needs for recurring budget provided by 2018.	Prepare non salary needs of the district on the demand of head teachers for allocation in recurring budget			X				DEO
	Submit the recurring budget of the district for inclusion in the annual recurring budget			X				DEO
All required physical facilities in schools provided and consumable facilities in schools replenished by 2018	Prepare list of physical facilities required in schools		x	X				Head Teacher
	Prepare a scheme along with estimated cost of the items included in the list	will be cost on the basis of study		X				Head Teacher
	Submit the scheme along with the cost to the DOS	<i>Part of the above consultancy will reflect design</i>		X	X	X	X	DEO
Learning environment and mentoring practices/approaches in all schools improved by December 2017.	Provide Training in techniques of mentoring/peers approach to the teachers by December 2017			X				DEO/PITE

	An effective and collaborative management practices introduced among teachers and head teachers in all schools by December 2017.	Conduct regular meetings of staff and head teachers in all schools.			X				Head Teacher
	Budget for curricular and co curricular activities provided to schools by 2018	Prepare budget for co curricular activities			X				DEO/Head Teacher
		Submit the budget to DOS for inclusion in the SNE			X				DEO
	Co curricular activities conducted in schools on regular basis by December 2016.	Conduct awareness sessions for the teachers and head teachers about the importance of co curricular activities		X					DEO/Head Teacher
		Prepare calendar of co curricular activities in the school and submit to the DEO		X					Head Teacher
		Establish school clubs to ensure co curricular activities in the schools on perpetual basis		X					Head Teacher
		Conduct teachers training for counseling and guidance at cluster level				X			

		Conduct follow up of the impact of training at school level			X					DEO/PITE
Awareness campaign against corporal punishment conducted by Dec, 2017.		Plan awareness against corporal punishment		X						DEA/PTSMCs/EFOs
		Conduct awareness sessions with teachers, students, PTSMCs and parents for eradication of corporal punishment		X						DEA/DEO/Head Teacher
		Teacher training in alternate disciplinary measures		X						DEO/PITE
Eradication of corporal punishment from schools ensured by December 2017.		Monitoring to follow the instructions of the government for eradication of corporal punishment		X	X					DEO/EFOs/Head Teacher
Counselling for students of middle to	Counselling units developed at district	Develop Counseling units at district level		X						DEA/DEO

higher secondary schools for better career choices	level by December 2017.								
	Head teachers trained in counseling by December 2017.	Training of head teachers			X				PITE/DOS/DEO
Ensure availability of functional Libraries and Laboratories in all schools	Libraries in schools containing books for all levels made functional and new libraries established (where needed) by December 2018.	Improve functionality of existing libraries			X				DEO/Head Teacher
		Prepare a plan to establish new libraries in schools		X					DEO/DOS
		Prepare PC1 to establish new libraries in the schools and submit to DOS		X					DEO
		Prepare time table for the students and teachers to attend library on regular basis		X					Head Teacher
	Laboratories in existing schools are made functional by December 2018.	Conduct survey to assess current functionality of laboratories in middle and high schools and prepare a list of equipment for underutilized laboratories		X					DEO
		Develop a plan for enhanced functionality and usage		X					DEO/DOS
		Prepare proposal for establishing and equipping			X				DEO/DOS

	laboratories in middle and high schools (where needed)						
	Prepare SNE for creation of the post of laboratory assistants (where required) and recurring budget for maintenance			X			DEO
	Submit the proposal and SNE to the DOS			X			DEO
	Prepare training needs	<i>as per study</i>		X			DEO/Head Teacher

Annex 2.2.1: Early Childhood Education

Purpose	Results	Activities	Cost (in Million Pak Rs.)	Timeframe					Responsible
				2016-17	2017-18	2018-19	2019-20	2020-21	
Introduce Early Childhood Education in the district	Stakeholders made aware of ECE Policy by Dec, 2016	Develop a mechanism to monitor implementation of ECE in public and private schools		X					DOS/ DEO
		Develop awareness raising program of ECE	No Cost	X					DOS/DEO
		Organize awareness session on ECE with DEA, DEG, EFOs, teachers, head teachers and PTSMCs	No Cost	X					DOS/DEO
	ECE introduced in at least 85 (30%) existing schools by 2017.	Finalize criteria for selection of schools including the schools with available classrooms and not available classrooms			X				DEO/DOS

Purpose	Results	Activities	Cost (in Million Pak Rs.)	Timeframe					Responsible
				2016-17	2017-18	2018-19	2019-20	2020-21	
		Identify 42 (50%) primary schools with existing/available classrooms and 43 (50%) for construction of new classes (60% boys & 40% girls) for introduction of ECE.			X				DEO/DOS
		Prepare and submit PC-1 to DOS		X					DEO/DOS
		Monitor the construction of ECE classrooms			X		X	X	DEO/DOS
	All new schools to have ECE set ups by 2018	Preparation of policy in coordination with Province			X				
	Teachers and other staff recruited by 2018.	Prepare SNE for the creation of the posts of teachers and non teaching staff and submit to DOS			X	X	X		DEO

Purpose	Results	Activities	Cost (in Million Pak Rs.)	Timeframe					Responsible
				2016-17	2017-18	2018-19	2019-20	2020-21	
		Completing the recruitment process of teachers phase wise				X	X		DEO/DOS
		Required teachers deployment			X	X	X	DEO/DOS	
	Training of teachers on ECE concepts organized by 2018.	Finalization of ECE training program in coordination with PITE and DOS.			X	X			DEO/DOS/PITE
		Nomination of teachers for the ECE training.			X	X			DEO
		Organize cluster based ECE teacher training program in collaboration with PITE and DOS.			X	X	X	X	DEO/PITE
		Training of LCs/ADEOs on ECE concepts.			X	X	X	X	DEO/PITE
	Community and parental participation	Nomination of resource persons and submission of list to PITE			X				DEO/DOS
		Preparation of Training plan			X				DEO /PITE

Purpose	Results	Activities	Cost (in Million Pak Rs.)	Timeframe					Responsible
				2016-17	2017-18	2018-19	2019-20	2020-21	
	ensured in ECE by July 2017.	Impart training to PTSMCs			X	X	X		DEO /PITE
School health and nutrition services for ECE children	Health awareness extended to parents, teachers and students by 2018	Formulate committee including membership from Education, Health and social welfare department at district level		X					DEA/Edn Deptt
		Finalization of ToR of the committee	<i>Minimal Cost</i>		X				DEO/DEA
	Student health profile developed by 2018	Draft agreement for provision of basic health services to ECE children			X				DEO/Edn Deptt
		Conduct immunization, polio, de-worming drives, hand washing and hygiene campaigns in ECE schools.			X				DEO/DEA
ECE support and monitoring	EFOs trained in monitoring and mentoring of ECE teachers by 2018	Initiate mentoring and monitoring plans	Cover under In-Service Training		X	X	X		DEO/PITE

	Total	Year 1	Year 2	Year 3	Year 4	Year 5
Cost in Billions (Pak Rs.)						
Cost of Pakka Construction						
Salary cost of Teacher and Aya's						
Material Cost						
Training of Teachers						
Other capacity building costs (sys Streg)						
Total Cost ECE (Scale/NonScale Factor)						

Annex 2.3: Governance and Management

Purpose	Results	Activities	Cost (in Million Pak Rs.)	Timeframe					Responsible
				2016-17	2017-18	2018-19	2019-20	2020-21	
Capacitate the district to function effectively in the newly decentralised framework	DEA and DEG capacitated to function effectively by 2017	Conduct orientation sessions for DEA and DEG		X					Edn deptt/DOS
	Function of District Education Offices made as an effective secretariats to DEA and DEG by 2017	Develop capacity of EFOs on functioning as secretariat to DEA and DEA	Minimal Cost	X					DEA/DEO
	Functionality of clusters made effective by 2017	Capacity building of the cluster members			X				DEO
	Drawing and Disbursing Officers trained at the Cluster Level by 2018	Conduct training of DDOs at cluster level			X				DEA/PITE
Multi-stakeholder involvement in improvement of education in the district	Teachers' Association formally engaged in implementation of District Plan by Sep 2016	Ensure active participation of teacher association in DEG meeting							DEO/DOS
		Review mandate of teachers' associations							DEO/Edn Deptt

Purpose	Results	Activities	Cost (in Million Pak Rs.)	Timeframe					Responsible
				2016-17	2017-18	2018-19	2019-20	2020-21	
		in a consultative process							
		Organize training program for teacher association to build capacity							DOS/PITE
	Existing PTSMCs revitalized as per agreed framework by December 2016								
		Operationalize existing PTSMCs							DEA/DEO
		Impart training as per TORs contained in Balochistan compulsory Education Act 2014							DEO/PITE
	283 PTSMCs formed and strengthened on the basis of the framework by December 2021.	Formation of remaining and strengthening of existing PTSMCs							DOS/EFOs
		Impart training as per TORs contained in Balochistan compulsory Education Act 2014							DEO/PITE

Purpose	Results	Activities	Cost (in Million Pak Rs.)	Timeframe					Responsible
				2016-17	2017-18	2018-19	2019-20	2020-21	
	PTSMC Monitoring mechanism in place by June 2018	Monitoring of PTSMCs on developed tools							DEO/EFOs
Overall capacity development of District Education Offices	Recommendations of Capacity Development Plans developed in 2014 implemented by 2017	Implementation of Capacity Development Plans developed in 2014.		X	X				DOS/DEO
	Capacity of managers built by March 2017	Develop training modules in accordance with JDs		X					PITE/DOS
		Impart training to all EFOs				X			PITE/DOS
Effective Planning and Management at District level by using data	Training imparted on use of data in Planning and Management by March 2017.	Prepare Training plan		X					DEO/EMIS
		Impart training on data use			X				DEO/EMIS
Strengthening DEMIS to provide comprehensive qualitative data with analysis as per user needs	Availability of data of all institutions ensured with DEMIS by Dec 2016	Set quality and quantity indicators through consultative process		X					DOS/EMIS/PPIU
		Training on collection of data on the basis of set indicators		X					DOS/EMIS/PPIU/DOC

Purpose	Results	Activities	Cost (in Million Pak Rs.)	Timeframe					Responsible
				2016-17	2017-18	2018-19	2019-20	2020-21	
		Analyze the data for decision making				X	X	X	DOS/EMIS/PPIU/DOC
		Collating feedback to improve data quality			X	X	X	X	DOS/EMIS/PPIU/DOC
Effective monitoring and evaluation of district education development plans by District Education Officers	District education offices effectively using the indicators given in District Education development Plan by 2017.	Develop All four levels of monitoring and evaluation including the input, process, output and outcome level indicators by Dec 2017			X				DOS/PPIU
		Develop feedback mechanism by June 2018	Cost cover in above		X				DOS/PPIU
		Review structure approved by the Education Department and convey to the DEA by Dec 2017	As per the plan results of study and plan developed			X			
More efficient Financial	Optimum utilization of all available funds ensured by district	Conduct training for DDOs on PIFRA Rules by June 2016	Unit cost to be worked out in the result of the study			X			DEA/PITE

Purpose	Results	Activities	Cost (in Million Pak Rs.)	Timeframe					Responsible
				2016-17	2017-18	2018-19	2019-20	2020-21	
Management at the district level	DDOs and check and balance mechanism in place through DEA by 2018.	Develop Check and balance mechanism	Cost to be worked in the above		X				DEO/cluster In charge
	Allocation and expenditure of finances made more transparent by 2018	Training of relevant staff				X	X	X	DEA/DEO
		Monthly updating the website				X	X	X	DEO/PITE
Effective School Management	Head teachers trained in school management by June 2017.	Impart training to Master Trainers (MT) through PITE by June 2017		X					DEO/PITE
		Impart training to head teachers with DEDP and School development plan by December 2017			X				DEO/PITE
	School based planning and budgeting ensured by December 2017.	Prepare school development plan and update annually		X					Head Teacher/EFOs
		Submit the plan to DEO for approval		X					Head Teacher
Establishment of Linkages with madrassas and private schools	Policy of linkages with madrassas communicated by the province implemented	Implement the policy framework in letter and spirit	Minimal Cost		X				DEA/DEG

Purpose	Results	Activities	Cost (in Million Pak Rs.)	Timeframe					Responsible
				2016-17	2017-18	2018-19	2019-20	2020-21	
Introducing Gender balanced management approach in district management	Gender awareness campaign introduced by December 2017	Develop a gender awareness campaign to sensitize the communities including teachers		X					PTSMCs/DEA
		Capacity building of females on gender awareness			X	X	X		DEO/DOS
	Special facilities provided to female workers in offices by December 2017	Assess Needs	Part of Monitoring		X				DEO
		Plan and submit the proposals to the department			X				DEO
	Day care centres established for female officials by December 2017	Assess Needs			X				DEO
		Plan and submit proposals to the department			X				DEO/DOS
		Provide facilities in day care centres				X			DEO/DOS